

bella

name your game, bella is ready to play

GSA SIN # 33721

- Multi-purpose seating, including stacking, nesting, task and task stool models
- Perfect for collaborative, meeting, training and break room spaces
- Plastic, upholstered or mesh back options
- Warranted to 300 lbs.



CREATING BELLA MODEL NUMBER

MODEL NUMBER CONTROL ARMS FRAME COLOR UPHOLSTERY MESH COLOR PLASTIC COLOR CASTERS PACKAGING

1 3 - GT - A - F - M 1 - P - C 5 -

*FOR ARMLESS USE CODE A00 *ONLY SELECT FOR MODEL 1370

PACKAGING NOTES

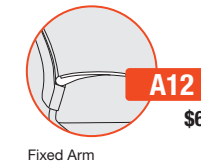
CODE	DESCRIPTION	LIST UPCHARGE
AB	ASSEMBLED IN BAG	\$0
AC	ASSEMBLED IN CARTON	\$0

BELLA NESTING CHAIRS SHIP UP TO 2 PER CARTON

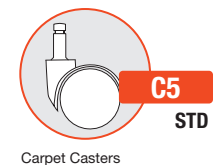
NESTING

MODEL	CONTROL	DESCRIPTION	ARM	PLASTIC	FEATURES	ARMLESS	W/ ARMS
1320	GT	PLASTIC BACK & PLASTIC SEAT - AP Guest nesting	A00	P 410	<ul style="list-style-type: none"> • Flip-up seat for nesting and compact storage • Armless or armed 	N/A	25.0
			A12	470			
1370	GT	MESH BACK & PLASTIC SEAT - AP Guest nesting	A00	P 475	<ul style="list-style-type: none"> • Flip-up seat for nesting and compact storage • Armless or armed • Six mesh colors in black plastic 	N/A	25.0
			A12	535			
1320	GT	PLASTIC BACK & UPHOLSTERED SEAT - US Guest nesting	A00	A B/COM C D E F G 471 496 526 566 611 661 721	<ul style="list-style-type: none"> • Flip-up seat for nesting and compact storage • Armless or armed 	0.7 YD	25.0
			A12	531 556 586 626 671 721 781			
1370	GT	MESH BACK & UPHOLSTERED SEAT - US Guest nesting	A00	A B/COM C D E F G 536 561 591 631 676 726 786	<ul style="list-style-type: none"> • Flip-up seat for nesting and compact storage • Armless or armed • Three mesh colors in black plastic 	0.7 YD	25.0
			A12	596 621 651 691 736 786 846			
1320	GT	UPHOLSTERED BACK & UPHOLSTERED SEAT - UP Guest nesting	A00	A B/COM C D E F G 532 562 592 647 697 742 807	<ul style="list-style-type: none"> • Flip-up seat for nesting and compact storage • Armless or armed 	0.7 YD	25.0
			A12	592 622 652 707 757 802 867			

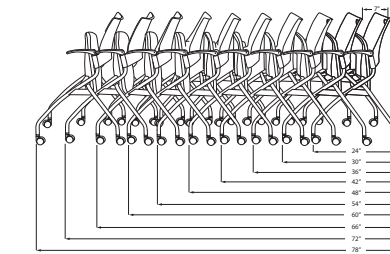
ARM OPTIONS



CASTER OPTIONS



NESTING FOOTPRINT



CAUTION: Careless nesting of chairs may scratch and damage frames

FRAME COLORS*

BLACK BF	SILVER SF
-------------	--------------

MESH COLORS

M1	BLACK M11	GRAY M12	SILVER M13	M1 MESH NC
----	--------------	-------------	---------------	----------------------

PLASTIC COLORS*

BLACK SWAN P01	WHITE WHISPER P05	FEDERAL BLUE P11	DOVE GRAY P14	CLOUD GRAY P15
LAGOON BLUE P16	APPLE GREEN P17	LATTE P19		

(BACK AND SEAT)

*Mesh back frame is P01 Black Swan.

bella

name your game, bella is ready to play

GSA SIN # 33721

- Multi-purpose seating, including stacking, nesting, task and task stool models
- Perfect for collaborative, meeting, training and break room spaces
- Plastic, upholstered or mesh back options
- Warranted to 300 lbs.



CREATING BELLA MODEL NUMBER

MODEL NUMBER CONTROL ARMS FRAME COLOR UPHOLSTERY MESH COLOR PLASTIC COLOR CASTERS PACKAGING OPTIONS

1 3 - GT - A - F - AP - M1 - P - C5

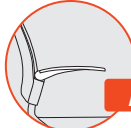


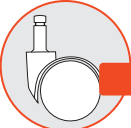




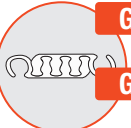


*FOR ARMLESS USE CODE A00 *ONLY SELECT FOR MODELS 1360/1365 *ONLY SELECT CASTER CODE FOR MODELS 1315/1365

PACKAGING NOTES

CODE	DESCRIPTION	LIST UPCHARGE
AB	ASSEMBLED IN BAG	\$0
AC	ASSEMBLED IN CARTON	\$0

BELLA STACK CHAIRS SHIP UP TO 3 PER CARTON

ALL PLASTIC - AP - GUEST

MODEL	CONTROL	DESCRIPTION	ARM	PLASTIC	FEATURES	ARMLESS	W/ ARMS	ARM OPTIONS	CASTER OPTIONS
1310	GT	PLASTIC BACK & PLASTIC SEAT GUEST STACKING - AP	A00	P 345	<ul style="list-style-type: none"> • Stacks 4 high on the floor • Stacks 10 high on the optional stacking dolly • Black non-marring nylon glides 	WIDTH: 21.0	DEPTH: 25.0	 A12 \$60  TAB-A00 \$135  TAB-A12 \$175	 C5 STD  C5S \$30
	A12		405			HEIGHT: 33.0	33.0		
	TAB-A00		480			SEAT WIDTH: 18.0	18.0		
	TAB-A12		520			SEAT DEPTH: 16.0	16.0		
						SEAT HEIGHT: 18.0	18.0		
1315	GT	PLASTIC BACK & PLASTIC SEAT GUEST STACKING WITH CASTERS - AP	A00	P 390	<ul style="list-style-type: none"> • Stacks 4 high on the floor • Stacks 10 high on the optional stacking dolly 	WIDTH: 21.0	DEPTH: 25.0	 TAB-A12 \$175	 C5S \$30  DL5 \$399
	A12		450			HEIGHT: 33.0	33.0		
	TAB-A00		525			SEAT WIDTH: 18.0	18.0		
	TAB-A12		565			SEAT DEPTH: 16.0	16.0		
						SEAT HEIGHT: 18.0	18.0		
1360	GT	MESH BACK & PLASTIC SEAT GUEST STACKING - AP	A00	P 410	<ul style="list-style-type: none"> • Stacks 4 high on the floor • Stacks 10 high on the optional stacking dolly • Black non-marring nylon glides • Three mesh colors in black plastic 	WIDTH: 21.0	DEPTH: 25.0	 GC1 \$30  GC2 \$30	
	A12		470			HEIGHT: 33.0	33.0		
	TAB-A00		545			SEAT WIDTH: 18.0	18.0		
	TAB-A12		585			SEAT DEPTH: 16.0	16.0		
						SEAT HEIGHT: 18.0	18.0		
1365	GT	MESH BACK & PLASTIC SEAT GUEST STACKING WITH CASTERS - AP	A00	P 455	<ul style="list-style-type: none"> • Stacks 4 high on the floor • Stacks 10 high on the optional stacking dolly • Three mesh colors in black plastic 	WIDTH: 21.0	DEPTH: 25.0	 M1 MESH NC	
	A12		515			HEIGHT: 33.0	33.0		
	TAB-A00		590			SEAT WIDTH: 18.0	18.0		
	TAB-A12		630			SEAT DEPTH: 16.0	16.0		
						SEAT HEIGHT: 18.0	18.0		

FRAME COLORS*

BLACK BF	SILVER SF
-------------	--------------

MESH COLORS

M1	BLACK M11	GRAY M12	SILVER M13	M1 MESH NC
----	--------------	-------------	---------------	----------------------

PLASTIC COLORS*

BLACK SWAN P01	WHITE WHISPER P05	FEDERAL BLUE P11	DOVE GRAY P14	CLOUD GRAY P15
LAGOON BLUE P16	APPLE GREEN P17	LATTE P19		

(BACK AND SEAT)

*Mesh back frame is P01 Black Swan.

bella

name your game, bella is ready to play

GSA SIN # 33721

- Multi-purpose seating, including stacking, nesting, task and task stool models
- Perfect for collaborative, meeting, training and break room spaces
- Plastic, upholstered or mesh back options
- Warranted to 300 lbs.



CREATING BELLA MODEL NUMBER



PACKAGING NOTES

CODE	DESCRIPTION	LIST UPCHARGE
AB	ASSEMBLED IN BAG	\$0
AC	BACK ASSEMBLED IN CARTON	\$0

ALL PLASTIC - AP - TASK

MODEL	CONTROL	DESCRIPTION	ARM	PLASTIC	FEATURES	DIMENSIONS	ARM OPTIONS	CASTER OPTIONS
1325	B2	PLASTIC BACK & PLASTIC SEAT BASIC TASK	A00	P 470	<ul style="list-style-type: none"> • 360° swivel • Pneumatic cylinder height adjustment 	WIDTH: 26.0 DEPTH: 26.0 HEIGHT: 32.5-37.5 SEAT WIDTH: 18.0 SEAT DEPTH: 16.0 SEAT HEIGHT: 18.0-23.0 BACK WIDTH: 19.0 BACK HEIGHT: 17.5 COM: N/A WEIGHT: 24.5 LB	A12 \$60 Fixed Arm	C6 STD Carpet Casters C6S \$35 Hard Floor and Carpet Casters
	A12		530					
1325	S3	PLASTIC BACK & PLASTIC SEAT SWIVEL TILT	A00	P 505	<ul style="list-style-type: none"> • Upright lock • Center knob tension adjustment • 360° swivel • Pneumatic cylinder height adjustment 	WIDTH: 26.0 DEPTH: 26.0 HEIGHT: 33.0-37.5 SEAT WIDTH: 18.0 SEAT DEPTH: 16.0 SEAT HEIGHT: 17.0-21.5 BACK WIDTH: 19.0 BACK HEIGHT: 17.5 COM: N/A WEIGHT: 25.5 LB	BA11B STD 27" Mid-Profile Nylon Base BA11B - Black BA12B/P/S \$110 27" Mid-Profile Aluminum Base BA12B - Black Powder Coat BA12P - Polished BA12S - Silver Powder Coat	
	A12		565					
1375	B2	MESH BACK & PLASTIC SEAT BASIC TASK	A00	P 535	<ul style="list-style-type: none"> • 360° swivel • Pneumatic cylinder height adjustment • Three mesh colors in black plastic 	WIDTH: 26.0 DEPTH: 26.0 HEIGHT: 32.5-37.5 SEAT WIDTH: 18.0 SEAT DEPTH: 16.0 SEAT HEIGHT: 18.0-23.0 BACK WIDTH: 19.0 BACK HEIGHT: 17.5 COM: N/A WEIGHT: 24.5 LB	<div style="display: flex; justify-content: space-around;"> <div>BLACK BF</div> <div>SILVER SF</div> </div>	
	A12		595					
1375	S3	MESH BACK & PLASTIC SEAT SWIVEL TILT	A00	P 570	<ul style="list-style-type: none"> • Upright lock • Center knob tension adjustment • 360° swivel • Pneumatic cylinder height adjustment • Three mesh colors in black plastic 	WIDTH: 26.0 DEPTH: 26.0 HEIGHT: 33.0-37.5 SEAT WIDTH: 18.0 SEAT DEPTH: 16.0 SEAT HEIGHT: 17.0-21.5 BACK WIDTH: 19.0 BACK HEIGHT: 17.5 COM: N/A WEIGHT: 25.5 LB	<div style="display: flex; justify-content: space-around;"> <div>M1</div> <div>BLACK M11</div> <div>GRAY M12</div> <div>SILVER M13</div> <div>M1 MESH</div> <div>NC</div> </div>	
	A12		630					

FRAME COLORS

BLACK BF	SILVER SF
-------------	--------------

MESH COLORS

M1	BLACK M11	GRAY M12	SILVER M13	M1 MESH	NC
-----------	--------------	-------------	---------------	----------------	----

PLASTIC COLORS*

BLACK SWAN P01	WHITE WHISPER P05	FEDERAL BLUE P11	DOVE GRAY P14	CLOUD GRAY P15
LAGOON BLUE P16	APPLE GREEN P17	LATTE P19		

(BACK AND SEAT)

*Mesh back frame is P01 Black Swan.

bella

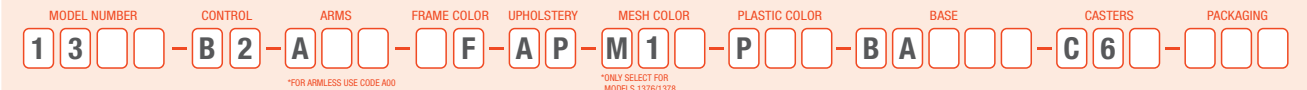
name your game, bella is ready to play

GSA SIN # 33721

- Multi-purpose seating, including stacking, nesting, task and task stool models
- Perfect for collaborative, meeting, training and break room spaces
- Plastic, upholstered or mesh back options
- Warranted to 300 lbs.



CREATING BELLA MODEL NUMBER



PACKAGING NOTES

CODE	DESCRIPTION	LIST UPCHARGE
AB	ASSEMBLED IN BAG	\$0
BAC	BACK ASSEMBLED IN CARTON	\$0

ALL PLASTIC - AP - STOOLS

MODEL	CONTROL	DESCRIPTION	ARM	PLASTIC	FEATURES	DIMENSIONS	ARM OPTIONS	CASTER OPTIONS
1326	B2	PLASTIC BACK & PLASTIC SEAT 10" STOOL Use for work surfaces up to 42" high	A00 A12	P 595 655	<ul style="list-style-type: none"> • 360° swivel • Pneumatic cylinder height adjustment 	WIDTH: 26.0 DEPTH: 26.0 HEIGHT: 40.0-50.0 SEAT WIDTH: 18.0 SEAT DEPTH: 16.0 SEAT HEIGHT: 25.5-35.5 BACK WIDTH: 19.0 BACK HEIGHT: 17.5 COM: N/A WEIGHT: 30.5 LB	A12 \$60 Fixed Arm	C6 STD Carpet Casters C6S \$35 Hard Floor and Carpet Casters
1328	B2	PLASTIC BACK & PLASTIC SEAT 8" STOOL Use for work surfaces up to 36" high	A00 A12	P 595 655	<ul style="list-style-type: none"> • 360° swivel • Pneumatic cylinder height adjustment 	WIDTH: 26.0 DEPTH: 26.0 HEIGHT: 36.0-44.0 SEAT WIDTH: 18.0 SEAT DEPTH: 16.0 SEAT HEIGHT: 21.5-29.5 BACK WIDTH: 19.0 BACK HEIGHT: 17.5 COM: N/A WEIGHT: 29.5 LB		
1376	B2	MESH BACK & PLASTIC SEAT 10" STOOL Use for work surfaces up to 42" high	A00 A12	P 660 720	<ul style="list-style-type: none"> • 360° swivel • Pneumatic cylinder height adjustment • Three mesh colors in black plastic 	WIDTH: 26.0 DEPTH: 26.0 HEIGHT: 40.0-50.0 SEAT WIDTH: 18.0 SEAT DEPTH: 16.0 SEAT HEIGHT: 25.5-35.5 BACK WIDTH: 19.0 BACK HEIGHT: 17.5 COM: N/A WEIGHT: 30.5 LB		
1378	B2	MESH BACK & PLASTIC SEAT 8" STOOL Use for work surfaces up to 36" high	A00 A12	P 660 720	<ul style="list-style-type: none"> • 360° swivel • Pneumatic cylinder height adjustment • Three mesh colors in black plastic 	WIDTH: 26.0 DEPTH: 26.0 HEIGHT: 36.0-44.0 SEAT WIDTH: 18.0 SEAT DEPTH: 16.0 SEAT HEIGHT: 21.5-29.5 BACK WIDTH: 19.0 BACK HEIGHT: 17.5 COM: N/A WEIGHT: 29.5 LB		

FRAME COLORS

BLACK BF	SILVER SF
-------------	--------------

MESH COLORS

M1	BLACK M11	GRAY M12	SILVER M13	M1 MESH NC
----	--------------	-------------	---------------	----------------------

PLASTIC COLORS*

BLACK SWAN P01	WHITE WHISPER P05	FEDERAL BLUE P11	DOVE GRAY P14	CLOUD GRAY P15
LAGOON BLUE P16	APPLE GREEN P17	LATTE P19		

(BACK AND SEAT)

*Mesh back frame is P01 Black Swan.

bella

name your game, bella is ready to play

GSA SIN # 33721

- Multi-purpose seating, including stacking, nesting, task and task stool models
- Perfect for collaborative, meeting, training and break room spaces
- Plastic, upholstered or mesh back options
- Warranted to 300 lbs.



CREATING BELLA MODEL NUMBER

MODEL NUMBER CONTROL ARMS FRAME COLOR UPHOLSTERY MESH COLOR GRADE PLASTIC COLOR CASTERS PACKAGING OPTIONS

1 3 - GT - A - F - U - M 1 - P - C 5

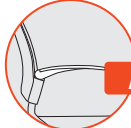

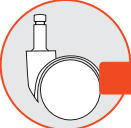



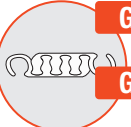
* FOR ARMLESS USE CODE ARM * ONLY SELECT FOR MODELS 1360/1365 * ONLY SELECT CASTER CODE FOR MODELS 1315/1365

PACKAGING NOTES

CODE	DESCRIPTION	LIST UPCHARGE
AB	ASSEMBLED IN BAG	\$0
AC	ASSEMBLED IN CARTON	\$0

BELLA STACK CHAIRS SHIP UP TO 3 PER CARTON

UPHOLSTERED SEAT - US - GUEST

MODEL	CONTROL	DESCRIPTION	ARM	FABRIC	FEATURES	ARMLESS	W/ ARMS	ARM OPTIONS	CASTER OPTIONS							
1310	GT	PLASTIC BACK & UPHOLSTERED SEAT GUEST STACKING - US	A00	A	B/COM	C	D	E	F	G	<ul style="list-style-type: none"> • Stacks 4 high on the floor • Stacks 10 high on the optional stacking dolly • Black non-marring nylon glides 	WIDTH:	21.0	25.0	 A12 \$60  TAB-A00 \$135 Right folding tablet with black supporting arm. Tablet is black. No left arm. Frame color BF/SF. Not Stackable with Tablet. Dimensions: 15.5" x 11.25" x 0.25"	 C5 STD Carpet Casters
			A12	406	431	461	501	546	596	656		DEPTH:	26.0	26.0		
			TAB-A00	466	491	521	561	606	656	716		HEIGHT:	33.0	33.0		
			TAB-A12	541	566	596	636	681	731	791		SEAT WIDTH:	18.0	18.0		
				581	606	636	676	721	771	831		SEAT DEPTH:	16.0	16.0		
												SEAT HEIGHT:	18.5	18.5		
												BACK WIDTH:	19.0	19.0		
												BACK HEIGHT:	17.5	17.5		
												COM:	0.8 YD	0.8 YD		
												WEIGHT:	17.0 LB	19.0 LB		
1315	GT	PLASTIC BACK & UPHOLSTERED SEAT GUEST STACKING WITH CASTERS - US	A00	A	B/COM	C	D	E	F	G	<ul style="list-style-type: none"> • Stacks 4 high on the floor • Stacks 10 high on the optional stacking dolly 	WIDTH:	21.0	25.0	 TAB-A12 \$175 Right folding tablet with black supporting arm and A12 left arm. Tablet is black. Frame color BF/SF. Not Stackable with Tablet	 C5S \$30 Hard Floor and Carpet Casters
			A12	451	476	506	546	591	641	701		DEPTH:	26.0	26.0		
			TAB-A00	511	536	566	606	651	701	761		HEIGHT:	33.0	33.0		
			TAB-A12	586	611	641	681	726	776	836		SEAT WIDTH:	18.0	18.0		
				626	651	681	721	766	816	876		SEAT DEPTH:	16.0	16.0		
												SEAT HEIGHT:	18.5	18.5		
												BACK WIDTH:	19.0	19.0		
												BACK HEIGHT:	17.5	17.5		
												COM:	0.8 YD	0.8 YD		
												WEIGHT:	17.0 LB	19.0 LB		
1360	GT	MESH BACK & UPHOLSTERED SEAT GUEST STACKING - US	A00	A	B/COM	C	D	E	F	G	<ul style="list-style-type: none"> • Stacks 4 high on the floor • Stacks 10 high on the optional stacking dolly • Black non-marring nylon glides • Three mesh colors in black plastic 	WIDTH:	21.0	25.0	 GC1 \$399 Stacking Dolly Stacks Chairs 10 High	
			A12	471	496	526	566	611	661	721		DEPTH:	26.0	26.0		
			TAB-A00	531	556	586	626	671	721	781		HEIGHT:	33.0	33.0		
			TAB-A12	606	631	661	701	746	796	856		SEAT WIDTH:	18.0	18.0		
				646	671	701	741	786	836	896		SEAT DEPTH:	16.0	16.0		
												SEAT HEIGHT:	18.5	18.5		
												BACK WIDTH:	19.0	19.0		
												BACK HEIGHT:	17.5	17.5		
												COM:	0.8 YD	0.8 YD		
												WEIGHT:	17.0 LB	19.0 LB		
1365	GT	MESH BACK & UPHOLSTERED SEAT GUEST STACKING WITH CASTERS - US	A00	A	B/COM	C	D	E	F	G	<ul style="list-style-type: none"> • Stacks 4 high on the floor • Stacks 10 high on the optional stacking dolly • Three mesh colors in black plastic 	WIDTH:	21.0	25.0	 GC2 \$30 Ganging Clip - 2 per Set GC1 - Armless-to-Armless GC2 - Arm-to-Arm	
			A12	516	541	571	611	656	706	766		DEPTH:	26.0	26.0		
			TAB-A00	576	601	631	671	716	766	826		HEIGHT:	33.0	33.0		
			TAB-A12	651	676	706	746	791	841	901		SEAT WIDTH:	18.0	18.0		
				691	716	746	786	831	881	941		SEAT DEPTH:	16.0	16.0		
												SEAT HEIGHT:	18.5	18.5		
												BACK WIDTH:	19.0	19.0		
												BACK HEIGHT:	17.5	17.5		
												COM:	0.8 YD	0.8 YD		
												WEIGHT:	17.0 LB	19.0 LB		

Careless stacking of chairs may scratch and damage frames. Due to the nature of vinyl upholstery, stacking may cause impressions on the seat. 9to5 Seating does not warrant the effects of the stacking on vinyl upholstery.

bella

name your game, bella is ready to play

GSA SIN # 33721

- Multi-purpose seating, including stacking, nesting, task and task stool models
- Perfect for collaborative, meeting, training and break room spaces
- Plastic, upholstered or mesh back options
- Warranted to 300 lbs.



CREATING BELLA MODEL NUMBER



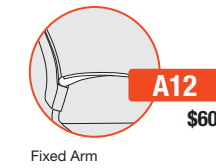
PACKAGING NOTES

CODE	DESCRIPTION	LIST UPCHARGE
AB	ASSEMBLED IN BAG	\$0
BAC	BACK ASSEMBLED IN CARTON	\$0

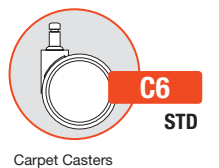
UPHOLSTERED SEAT - US - TASK

MODEL	CONTROL	DESCRIPTION	ARM	FABRIC	FEATURES	WIDTH:	DEPTH:	HEIGHT:	SEAT WIDTH:	SEAT DEPTH:	SEAT HEIGHT:	BACK WIDTH:	BACK HEIGHT:	COM:	WEIGHT:
1325	B2	PLASTIC BACK & UPHOLSTERED SEAT BASIC TASK	A00	A B/COM C D E F G	<ul style="list-style-type: none"> • 360° swivel • Pneumatic cylinder height adjustment 	26.0	26.0	32.5-37.5	18.0	16.0	18.0-23.0	19.0	17.5	0.8 YD	26.5 LB
			A12	531 556 586 626 671 721 781											
1325	S3	PLASTIC BACK & UPHOLSTERED SEAT SWIVEL TILT	A00	A B/COM C D E F G	<ul style="list-style-type: none"> • Upright lock • Center knob tension adjustment • 360° swivel • Pneumatic cylinder height adjustment 	26.0	26.0	33-37.5	18.0	16.0	17.0-21.5	19.0	17.5	0.8 YD	27.5 LB
			A12	566 591 621 661 706 756 816											
1375	B2	MESH BACK & UPHOLSTERED SEAT BASIC TASK	A00	A B/COM C D E F G	<ul style="list-style-type: none"> • 360° swivel • Pneumatic cylinder height adjustment • Three mesh colors in black plastic 	26.0	26.0	32.5-37.5	18.0	16.0	18.0-23.0	19.0	17.5	0.8 YD	26.5 LB
			A12	596 621 651 691 736 786 846											
1375	S3	MESH BACK & UPHOLSTERED SEAT SWIVEL TILT	A00	A B/COM C D E F G	<ul style="list-style-type: none"> • Upright lock • Center knob tension adjustment • 360° swivel • Pneumatic cylinder height adjustment • Three mesh colors in black plastic 	26.0	26.0	33-37.5	18.0	16.0	17.0-21.5	19.0	17.5	0.8 YD	27.5 LB
			A12	631 656 686 726 771 821 881											

ARM OPTIONS



CASTER OPTIONS



BASE OPTIONS



FRAME COLORS

BLACK BF	SILVER SF
-------------	--------------

MESH COLORS

M1	BLACK M11	GRAY M12	SILVER M13	M1 MESH NC
----	--------------	-------------	---------------	----------------------

PLASTIC COLORS*

BLACK SWAN P01	WHITE WHISPER P05	FEDERAL BLUE P11	DOVE GRAY P14	CLOUD GRAY P15
LAGOON BLUE P16	APPLE GREEN P17	LATTE P19		

(BACK AND SEAT)
*Mesh back frame is P01 Black Swan.

bella

name your game, bella is ready to play

GSA SIN # 33721

- Multi-purpose seating, including stacking, nesting, task and task stool models
- Perfect for collaborative, meeting, training and break room spaces
- Plastic, upholstered or mesh back options
- Warranted to 300 lbs.



CREATING BELLA MODEL NUMBER



PACKAGING NOTES

CODE	DESCRIPTION	LIST UPCHARGE
AB	ASSEMBLED IN BAG	\$0
BAC	BACK ASSEMBLED IN CARTON	\$0

UPHOLSTERED SEAT - US - STOOLS

MODEL	CONTROL	DESCRIPTION	ARM	FABRIC	FEATURES	WIDTH:	DEPTH:	HEIGHT:	SEAT WIDTH:	SEAT DEPTH:	SEAT HEIGHT:	BACK WIDTH:	BACK HEIGHT:	COM:	WEIGHT:	ARM OPTIONS	CASTER OPTIONS																															
1326	B2	PLASTIC BACK & UPHOLSTERED SEAT 10" STOOL BASIC TASK Use for work surfaces up to 42" high	A00	<table border="1"> <thead> <tr> <th>A</th> <th>B/COM</th> <th>C</th> <th>D</th> <th>E</th> <th>F</th> <th>G</th> </tr> </thead> <tbody> <tr> <td>656</td> <td>681</td> <td>711</td> <td>751</td> <td>796</td> <td>846</td> <td>906</td> </tr> <tr> <td>716</td> <td>741</td> <td>771</td> <td>811</td> <td>856</td> <td>906</td> <td>966</td> </tr> </tbody> </table>	A	B/COM	C	D	E	F	G	656	681	711	751	796	846	906	716	741	771	811	856	906	966	<ul style="list-style-type: none"> • 360° swivel • Pneumatic cylinder height adjustment 	25.0	26.0	40.0-50.0	18.0	16.0	25.5-35.5	19.0	17.5	0.8 YD	32.5 LB	A12 \$60	C6 STD										
A	B/COM		C	D	E	F	G																																									
656	681	711	751	796	846	906																																										
716	741	771	811	856	906	966																																										
A12																																																
1328	B2	PLASTIC BACK & UPHOLSTERED SEAT 8" STOOL BASIC TASK Use for work surfaces up to 36" high	A00	<table border="1"> <thead> <tr> <th>A</th> <th>B/COM</th> <th>C</th> <th>D</th> <th>E</th> <th>F</th> <th>G</th> </tr> </thead> <tbody> <tr> <td>656</td> <td>681</td> <td>711</td> <td>751</td> <td>796</td> <td>846</td> <td>906</td> </tr> <tr> <td>716</td> <td>741</td> <td>771</td> <td>811</td> <td>856</td> <td>906</td> <td>966</td> </tr> </tbody> </table>	A	B/COM	C	D	E	F	G	656	681	711	751	796	846	906	716	741	771	811	856	906	966	<ul style="list-style-type: none"> • 360° swivel • Pneumatic cylinder height adjustment 	25.0	26.0	36.0-44.0	18.0	16.0	21.5-29.5	19.0	17.5	0.8 YD	31.5 LB	BA11B STD	BA12B/P/S \$110										
A	B/COM		C	D	E	F	G																																									
656	681	711	751	796	846	906																																										
716	741	771	811	856	906	966																																										
A12																																																
1376	B2	MESH BACK & UPHOLSTERED SEAT 10" STOOL BASIC TASK Use for work surfaces up to 42" high	A00	<table border="1"> <thead> <tr> <th>A</th> <th>B/COM</th> <th>C</th> <th>D</th> <th>E</th> <th>F</th> <th>G</th> </tr> </thead> <tbody> <tr> <td>721</td> <td>746</td> <td>776</td> <td>816</td> <td>861</td> <td>911</td> <td>971</td> </tr> <tr> <td>781</td> <td>806</td> <td>836</td> <td>876</td> <td>921</td> <td>971</td> <td>1031</td> </tr> </tbody> </table>	A	B/COM	C	D	E	F	G	721	746	776	816	861	911	971	781	806	836	876	921	971	1031	<ul style="list-style-type: none"> • 360° swivel • Pneumatic cylinder height adjustment • Three mesh colors in black plastic 	25.0	26.0	40.0-50.0	18.0	16.0	25.5-35.5	19.0	17.5	0.8 YD	32.5 LB	BLACK BF	SILVER SF										
A	B/COM		C	D	E	F	G																																									
721	746	776	816	861	911	971																																										
781	806	836	876	921	971	1031																																										
A12																																																
1378	B2	MESH BACK & UPHOLSTERED SEAT 8" STOOL BASIC TASK Use for work surfaces up to 36" high	A00	<table border="1"> <thead> <tr> <th>A</th> <th>B/COM</th> <th>C</th> <th>D</th> <th>E</th> <th>F</th> <th>G</th> </tr> </thead> <tbody> <tr> <td>721</td> <td>746</td> <td>776</td> <td>816</td> <td>861</td> <td>911</td> <td>971</td> </tr> <tr> <td>781</td> <td>806</td> <td>836</td> <td>876</td> <td>921</td> <td>971</td> <td>1031</td> </tr> </tbody> </table>	A	B/COM	C	D	E	F	G	721	746	776	816	861	911	971	781	806	836	876	921	971	1031	<ul style="list-style-type: none"> • 360° swivel • Pneumatic cylinder height adjustment • Three mesh colors in black plastic 	25.0	26.0	36.0-44.0	18.0	16.0	21.5-29.5	19.0	17.5	0.8 YD	31.5 LB	M1 MESH NC	<table border="1"> <thead> <tr> <th>BLACK SWAN P01</th> <th>WHITE WHISPER P05</th> <th>FEDERAL BLUE P11</th> <th>DOVE GRAY P14</th> <th>CLOUD GRAY P15</th> </tr> </thead> <tbody> <tr> <td>LAGOON BLUE P16</td> <td>APPLE GREEN P17</td> <td>LATTE P19</td> <td></td> <td></td> </tr> </tbody> </table>	BLACK SWAN P01	WHITE WHISPER P05	FEDERAL BLUE P11	DOVE GRAY P14	CLOUD GRAY P15	LAGOON BLUE P16	APPLE GREEN P17	LATTE P19		
A	B/COM		C	D	E	F	G																																									
721	746	776	816	861	911	971																																										
781	806	836	876	921	971	1031																																										
BLACK SWAN P01	WHITE WHISPER P05	FEDERAL BLUE P11	DOVE GRAY P14	CLOUD GRAY P15																																												
LAGOON BLUE P16	APPLE GREEN P17	LATTE P19																																														
A12																																																

(BACK AND SEAT)
*Mesh back frame is P01 Black Swan.

bella

name your game, bella is ready to play

GSA SIN # 33721

- Multi-purpose seating, including stacking, nesting, task and task stool models
- Perfect for collaborative, meeting, training and break room spaces
- Plastic, upholstered or mesh back options
- Warranted to 300 lbs.



FULLY UPHOLSTERED - UP - GUEST

CREATING BELLA MODEL NUMBER

MODEL NUMBER CONTROL ARMS FRAME COLOR UPHOLSTERY GRADE PLASTIC COLOR CASTERS PACKAGING OPTIONS

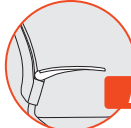

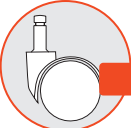




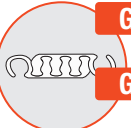
1 3 - GT - A - F - UP - P - C5 -

* FOR ARMLESS USE CODE A00 * ONLY SELECT CASTER CODE FOR MODELS 1310/1305

PACKAGING NOTES

CODE	DESCRIPTION	LIST UPCHARGE
AB	ASSEMBLED IN BAG	\$0
AC	ASSEMBLED IN CARTON	\$0

BELLA STACK CHAIRS SHIP UP TO 3 PER CARTON

MODEL	CONTROL	DESCRIPTION	ARM	FABRIC	FEATURES	ARMLESS	W/ ARMS	ARM OPTIONS	CASTER OPTIONS	ACCESSORIES		
1310	GT	UPHOLSTERED BACK & UPHOLSTERED SEAT GUEST STACKING	A00	A 467 B/COM 497 C 527 D 582 E 632 F 677 G 742	<ul style="list-style-type: none"> • Stacks 4 high on the floor • Stacks 10 high on the optional stacking dolly • Black non-marring nylon glides 	WIDTH: 21.0	DEPTH: 26.0	 <p>A12 \$60</p>	 <p>TAB-A00 \$135</p>	 <p>C5 STD \$0</p>		
	A12		527	557		587	642				692	737
	TAB-A00		602	632		662	717	767	812	877	 <p>TAB-A12 \$175</p>	 <p>DL5 \$399</p>
	TAB-A12		642	672		702	757	807	852	917		
1315	GT	UPHOLSTERED BACK & UPHOLSTERED SEAT GUEST STACKING WITH CASTERS	A00	A 512 B/COM 542 C 572 D 627 E 677 F 722 G 787	<ul style="list-style-type: none"> • Stacks 4 high on the floor • Stacks 10 high on the optional stacking dolly 	WIDTH: 21.0	DEPTH: 26.0	 <p>TAB-A12 \$175</p>	 <p>DL5 \$399</p>	 <p>GC1 \$30</p>		
	A12		572	602		632	687				737	782
	TAB-A00		647	677		707	762	812	857	922	<p>Ganging Clip - 2 per Set GC1 - Armless-to-Armless GC2 - Arm-to-Arm</p>	
	TAB-A12		687	717		747	802	852	897	962		

FRAME COLORS

BLACK BF	SILVER SF
-------------	--------------

PLASTIC COLORS*

BLACK SWAN P01	WHITE WHISPER P05	FEDERAL BLUE P11	DOVE GRAY P14	CLOUD GRAY P15
LAGOON BLUE P16	APPLE GREEN P17	LATTE P19		

(BACK AND SEAT)

Careless stacking of chairs may scratch and damage frames. Due to the nature of vinyl upholstery, stacking may cause impressions on the seat. 9to5 Seating does not warrant the effects of the stacking on vinyl upholstery.

bella

name your game, bella is ready to play

GSA SIN # 33721

- Multi-purpose seating, including stacking, nesting, task and task stool models
- Perfect for collaborative, meeting, training and break room spaces
- Plastic, upholstered or mesh back options
- Warranted to 300 lbs.



CREATING BELLA MODEL NUMBER



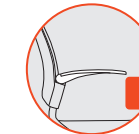
PACKAGING NOTES

CODE	DESCRIPTION	LIST UPCHARGE
AB	ASSEMBLED IN BAG	\$0
BAC	BACK ASSEMBLED IN CARTON	\$0

FULLY UPHOLSTERED - UP - TASK & STOOLS

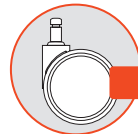
MODEL	CONTROL	DESCRIPTION	ARM	FABRIC	FEATURES	WIDTH:	DEPTH:	HEIGHT:	SEAT WIDTH:	SEAT DEPTH:	SEAT HEIGHT:	BACK WIDTH:	BACK HEIGHT:	COM:	WEIGHT:
1325	B2	UPHOLSTERED BACK & UPHOLSTERED SEAT BASIC TASK - UP	A00	A B/COM C D E F G	<ul style="list-style-type: none"> • 360° swivel • Pneumatic cylinder height adjustment 	25.0	26.0	32.5-37.5	18.0	16.0	18.0-23.0	19.0	17.5	0.8 YD	30.0 LB
			A12	592 622 652 707 757 802 867											
1325	S3	UPHOLSTERED BACK & UPHOLSTERED SEAT SWIVEL TILT - UP	A00	A B/COM C D E F G	<ul style="list-style-type: none"> • Upright lock • Center knob tension adjustment • 360° swivel • Pneumatic cylinder height adjustment 	25.0	26.0	33-37.5	18.0	16.0	18.0-23.0	19.0	17.5	0.8 YD	31.0 LB
			A12	627 657 687 742 792 837 902											
1326	B2	UPHOLSTERED BACK & UPHOLSTERED SEAT 10" STOOL BASIC TASK - UP	A00	A B/COM C D E F G	<ul style="list-style-type: none"> • 360° swivel • Pneumatic cylinder height adjustment 	25.0	26.0	40.0-50.0	18.0	16.0	25.5-35.5	19.0	17.5	0.8 YD	36.0 LB
			A12	717 747 777 832 882 927 992											
1328	B2	UPHOLSTERED BACK & UPHOLSTERED SEAT 8" STOOL BASIC TASK - UP	A00	A B/COM C D E F G	<ul style="list-style-type: none"> • 360° swivel • Pneumatic cylinder height adjustment 	25.0	26.0	36.0-44.0	18.0	16.0	21.5-29.5	19.0	17.5	0.8 YD	35.0 LB
			A12	717 747 777 832 882 927 992											

ARM OPTIONS



Fixed Arm

A12
\$60



Carpet Casters

C6
STD



Hard Floor and Carpet Casters

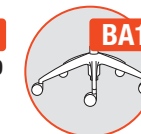
C6S
\$35

BASE OPTIONS



27" Mid-Profile Nylon Base
BA11B - Black

BA11B
STD



27" Mid-Profile Aluminum Base
BA12B - Black Powder Coat
BA12P - Polished
BA12S - Silver Powder Coat

BA12B/P/S
\$110

FRAME COLORS

BLACK BF	SILVER SF
-------------	--------------

PLASTIC COLORS*

BLACK SWAN P01	WHITE WHISPER P05	FEDERAL BLUE P11	DOVE GRAY P14	CLOUD GRAY P15
LAGOON BLUE P16	APPLE GREEN P17	LATTE P19		

(BACK AND SEAT)