

acclaim

contemporary european styling yet subtle detailing

HIGH-BACK

GSA SIN # 33721

- Task, conference and executive seating
- Sleek rectilinear design with fine stitching
- Dual density foam provides firm profile with plush comfortable interior
- Polished arm with upholstered pad available
- Warranted to 300 lbs.



CREATING ACCLAIM MODEL NUMBER








MODEL NUMBER CONTROL ARMS GRADE BASE CASTERS PACKAGING OPTIONS

2 7 8 0 - [] [] - A [] [] - A [] [] - B A [] [] [] - C [] [] - [] [] [] - [] [] []

*FOR ARMLESS USE CODE A00 *IF BASE AND CASTER MODEL NUMBERS ARE LEFT BLANK THEN STANDARD OPTION WILL BE ASSUMED *GT MODELS DO NOT HAVE A CASTER CODE

PACKAGING NOTES

CODE	DESCRIPTION	LIST UPCHARGE
AB	ASSEMBLED IN BAG	\$0
PAC	PARTIALLY ASSEMBLED IN CARTON	\$0
BAC	BACK ASSEMBLED IN CARTON	\$80

MODEL	CONTROL	DESCRIPTION	ARM	FABRIC/LEATHER										FEATURES	DIMENSIONS	ARM OPTIONS	CASTER OPTIONS	
				A	B/COM	C	D	E	F	G	L3/COL	L4	L5					
2780	Y3	HIGH-BACK FULL SYNCHRO TILT	A00	916	981	1036	1091	1194	1296	1386	1166	1216	1411	<ul style="list-style-type: none"> • 3-position tilt lock • 2:1 back-to-seat tilt ratio • Center knob tension adjustment • 360° swivel • Pneumatic cylinder height adjustment 	WIDTH: 27.5 DEPTH: 26.5 HEIGHT: 44.0-48.5 SEAT WIDTH: 20.0 SEAT DEPTH: 17.0 SEAT HEIGHT: 18.0-23.0 SEAT HEIGHT W/ SEAT SLIDER: 19.0-24.0 BACK WIDTH: 21.5 BACK HEIGHT: 26.5 COM: 1.9 YD COL: 39.0 SQ FT WEIGHT: 48.0 LB	 A10 \$110 Soft Touch C-Shaped Arm	 A19 \$235 Polished Aluminum C-Shape Arm	 C6 STD Large Diameter Carpet Casters
			A10	1026	1091	1146	1201	1304	1406	1496	1276	1326	1521					
			A19	1151	1216	1271	1326	1429	1531	1621	1401	1451	1646					
			A23B/G	1011	1076	1131	1186	1289	1391	1481	1261	1311	1506					
			A27	1151	1216	1271	1326	1429	1531	1621	1401	1451	1646					
			A36	1041	1106	1161	1216	1319	1421	1511	1291	1341	1536					
			A37	1056	1121	1176	1231	1334	1436	1526	1306	1356	1551					
				SEAT SLIDER (SS) - ADD \$60														
2780	Y2	HIGH-BACK HEAVY DUTY SYNCHRO TILT	A00	946	1011	1066	1121	1224	1326	1416	1196	1246	1441	<ul style="list-style-type: none"> • 4-position tilt lock • Side knob tension adjustment • 2:1 back-to-seat tilt ratio • 360° swivel • Pneumatic cylinder height adjustment 	WIDTH: 27.5 DEPTH: 26.5 HEIGHT: 44.0-49.0 SEAT WIDTH: 20.0 SEAT DEPTH: 17.0 SEAT HEIGHT: 18.0-23.0 SEAT HEIGHT W/ SEAT SLIDER: 19.0-24.0 BACK WIDTH: 21.5 BACK HEIGHT: 26.5 COM: 1.9 YD COL: 39.0 SQ FT WEIGHT: 44.0 LB	 A23B/D \$95 6-Way Height Adjustable Arm w/ Sliding Pad - Black/ Dove Gray	 A27 \$235 Polished Aluminum C-Shape Arm with Matching Upholstered Pad	 C6S \$35 Large Diameter Hard Floor and Carpet Casters
			A10	1056	1121	1176	1231	1334	1436	1526	1306	1356	1551					
			A19	1181	1246	1301	1356	1459	1561	1651	1431	1481	1676					
			A23B/G	1041	1106	1161	1216	1319	1421	1511	1291	1341	1536					
			A27	1181	1246	1301	1356	1459	1561	1651	1431	1481	1676					
			A36	1071	1136	1191	1246	1349	1451	1541	1321	1371	1566					
			A37	1086	1151	1206	1261	1364	1466	1556	1336	1386	1581					
				SEAT SLIDER (SS) - ADD \$60														
2780	W2	HIGH-BACK WEIGHT BALANCED SYNCHRO TILT	A00	961	1026	1081	1136	1239	1341	1431	1211	1261	1456	<ul style="list-style-type: none"> • Automatic tension adjustment with option to modify • Tilt-limiter 4-position lock • 3:1 back-to-seat tilt ratio • 360° swivel • Pneumatic cylinder height adjustment 	WIDTH: 27.5 DEPTH: 26.5 HEIGHT: 44.0-48.5 SEAT WIDTH: 20.0 SEAT DEPTH: 17.0 SEAT HEIGHT: 18.0-22.5 BACK WIDTH: 21.5 BACK HEIGHT: 26.5 COM: 1.9 YD COL: 39.0 SQ FT WEIGHT: 44.0 LB			 C7 STD Chrome-Accented Hard Floor and Carpet Casters (Standard with Polished Base)
			A10	1071	1136	1191	1246	1349	1451	1541	1321	1371	1566					
			A19	1196	1261	1316	1371	1474	1576	1666	1446	1496	1691					
			A23B/G	1056	1121	1176	1231	1334	1436	1526	1306	1356	1551					
			A27	1196	1261	1316	1371	1474	1576	1666	1446	1496	1691					
			A36	1086	1151	1206	1261	1364	1466	1556	1336	1386	1581					
			A37	1101	1166	1221	1276	1379	1481	1571	1351	1401	1596					
				SEAT SLIDER (SS) - NOT AVAILABLE WITH W2														