

luna

high design meets supreme ergonomics

GSA SIN # 33721

- Task, stool, conference, executive, side and guest seating
- Seat slider standard
- Polished aluminum accents
- Height-adjustable lumbar optional
- Warranted to 300 lbs.



CREATING LUNA MODEL NUMBER

MODEL NUMBER CONTROL ARMS PLASTIC COLOR MESH COLOR GRADE BASE CASTERS PACKAGING OPTIONS

3 4 6 0 - A 4 - P - M - B A - C

* FOR ARMLESS USE CODE A00

PACKAGING NOTES

| CODE | DESCRIPTION | LIST UPCHARGE |
|------|-------------------------------|---------------|
| AB | ASSEMBLED IN BAG | \$0 |
| PAC | PARTIALLY ASSEMBLED IN CARTON | \$0 |
| BAC | BACK ASSEMBLED IN CARTON | \$80 |

MESH BACK TASK

| MODEL | CONTROL | DESCRIPTION | ARM | FABRIC/LEATHER | FEATURES | DIMENSIONS | | | | | | | | | | | | | | | | | | | | | | | | | | | | | | | | | | | | | | | | |
|-------|---------|---------------------------------------|------|--|----------|------------|------|--------|------|------|---|--------|----|----|-----|-----|-----|-----|------|------|------|------|------|------|-----|-----|-----|------|------|------|------|------|------|------|-----|-----|-----|------|------|------|------|------|------|------|--|---|
| 3460 | Y1 | SIMPLE SYNCHRO TILT | A00 | <table border="1"> <thead> <tr> <th>A</th> <th>B/COM</th> <th>C</th> <th>D</th> <th>E</th> <th>F</th> <th>G</th> <th>L3/COL</th> <th>L4</th> <th>L5</th> </tr> </thead> <tbody> <tr> <td>754</td> <td>784</td> <td>814</td> <td>874</td> <td>929</td> <td>969</td> <td>1029</td> <td>929</td> <td>944</td> <td>1084</td> </tr> <tr> <td>829</td> <td>859</td> <td>889</td> <td>949</td> <td>1004</td> <td>1044</td> <td>1104</td> <td>1004</td> <td>1019</td> <td>1159</td> </tr> <tr> <td>844</td> <td>874</td> <td>904</td> <td>964</td> <td>1019</td> <td>1059</td> <td>1119</td> <td>1019</td> <td>1034</td> <td>1174</td> </tr> </tbody> </table> | A | B/COM | C | D | E | F | G | L3/COL | L4 | L5 | 754 | 784 | 814 | 874 | 929 | 969 | 1029 | 929 | 944 | 1084 | 829 | 859 | 889 | 949 | 1004 | 1044 | 1104 | 1004 | 1019 | 1159 | 844 | 874 | 904 | 964 | 1019 | 1059 | 1119 | 1019 | 1034 | 1174 | <ul style="list-style-type: none"> • Seat slider standard • Upright tilt lock • 3:1 back-to-seat tilt ratio • Center knob tension adjustment • 360° swivel • Pneumatic cylinder height adjustment | <p>WIDTH: 27.0</p> <p>DEPTH: 27.0</p> <p>HEIGHT: 39.5-44.0</p> <p>SEAT WIDTH: 20.0</p> <p>SEAT DEPTH: 16.0-18.5</p> <p>SEAT HEIGHT: 16.0-20.5</p> <p>BACK WIDTH: 21.5</p> <p>BACK HEIGHT: 23.5</p> <p>COM: 0.9 YD</p> <p>COL: 13 SQ FT</p> <p>WEIGHT: 41.0 LB</p> |
| A | B/COM | | C | D | E | F | G | L3/COL | L4 | L5 | | | | | | | | | | | | | | | | | | | | | | | | | | | | | | | | | | | | |
| 754 | 784 | | 814 | 874 | 929 | 969 | 1029 | 929 | 944 | 1084 | | | | | | | | | | | | | | | | | | | | | | | | | | | | | | | | | | | | |
| 829 | 859 | | 889 | 949 | 1004 | 1044 | 1104 | 1004 | 1019 | 1159 | | | | | | | | | | | | | | | | | | | | | | | | | | | | | | | | | | | | |
| 844 | 874 | 904 | 964 | 1019 | 1059 | 1119 | 1019 | 1034 | 1174 | | | | | | | | | | | | | | | | | | | | | | | | | | | | | | | | | | | | | |
| 3460 | Y3 | FULL SYNCHRO TILT | A00 | <table border="1"> <thead> <tr> <th>A</th> <th>B/COM</th> <th>C</th> <th>D</th> <th>E</th> <th>F</th> <th>G</th> <th>L3/COL</th> <th>L4</th> <th>L5</th> </tr> </thead> <tbody> <tr> <td>794</td> <td>824</td> <td>854</td> <td>914</td> <td>969</td> <td>1009</td> <td>1069</td> <td>969</td> <td>984</td> <td>1124</td> </tr> <tr> <td>869</td> <td>899</td> <td>929</td> <td>989</td> <td>1044</td> <td>1084</td> <td>1144</td> <td>1044</td> <td>1059</td> <td>1199</td> </tr> <tr> <td>884</td> <td>914</td> <td>944</td> <td>1004</td> <td>1059</td> <td>1099</td> <td>1159</td> <td>1059</td> <td>1074</td> <td>1214</td> </tr> </tbody> </table> | A | B/COM | C | D | E | F | G | L3/COL | L4 | L5 | 794 | 824 | 854 | 914 | 969 | 1009 | 1069 | 969 | 984 | 1124 | 869 | 899 | 929 | 989 | 1044 | 1084 | 1144 | 1044 | 1059 | 1199 | 884 | 914 | 944 | 1004 | 1059 | 1099 | 1159 | 1059 | 1074 | 1214 | <ul style="list-style-type: none"> • Seat slider standard • 3-position tilt lock • 2:1 back-to-seat tilt ratio • Center knob tension adjustment • 360° swivel • Pneumatic cylinder height adjustment | <p>WIDTH: 27.0</p> <p>DEPTH: 27.0</p> <p>HEIGHT: 41.0-45.5</p> <p>SEAT WIDTH: 20.0</p> <p>SEAT DEPTH: 16.5-19.5</p> <p>SEAT HEIGHT: 16-20.5</p> <p>BACK WIDTH: 21.5</p> <p>BACK HEIGHT: 24.0</p> <p>COM: 0.9 YD</p> <p>COL: 13 SQ FT</p> <p>WEIGHT: 43.0 LB</p> |
| A | B/COM | | C | D | E | F | G | L3/COL | L4 | L5 | | | | | | | | | | | | | | | | | | | | | | | | | | | | | | | | | | | | |
| 794 | 824 | | 854 | 914 | 969 | 1009 | 1069 | 969 | 984 | 1124 | | | | | | | | | | | | | | | | | | | | | | | | | | | | | | | | | | | | |
| 869 | 899 | | 929 | 989 | 1044 | 1084 | 1144 | 1044 | 1059 | 1199 | | | | | | | | | | | | | | | | | | | | | | | | | | | | | | | | | | | | |
| 884 | 914 | 944 | 1004 | 1059 | 1099 | 1159 | 1059 | 1074 | 1214 | | | | | | | | | | | | | | | | | | | | | | | | | | | | | | | | | | | | | |
| 3460 | W1 | WEIGHT-BALANCED SYNCHRO TILT | A00 | <table border="1"> <thead> <tr> <th>A</th> <th>B/COM</th> <th>C</th> <th>D</th> <th>E</th> <th>F</th> <th>G</th> <th>L3/COL</th> <th>L4</th> <th>L5</th> </tr> </thead> <tbody> <tr> <td>809</td> <td>839</td> <td>869</td> <td>929</td> <td>984</td> <td>1024</td> <td>1084</td> <td>984</td> <td>999</td> <td>1139</td> </tr> <tr> <td>884</td> <td>914</td> <td>944</td> <td>1004</td> <td>1059</td> <td>1099</td> <td>1159</td> <td>1059</td> <td>1074</td> <td>1214</td> </tr> <tr> <td>899</td> <td>929</td> <td>959</td> <td>1019</td> <td>1074</td> <td>1114</td> <td>1174</td> <td>1074</td> <td>1089</td> <td>1229</td> </tr> </tbody> </table> | A | B/COM | C | D | E | F | G | L3/COL | L4 | L5 | 809 | 839 | 869 | 929 | 984 | 1024 | 1084 | 984 | 999 | 1139 | 884 | 914 | 944 | 1004 | 1059 | 1099 | 1159 | 1059 | 1074 | 1214 | 899 | 929 | 959 | 1019 | 1074 | 1114 | 1174 | 1074 | 1089 | 1229 | <ul style="list-style-type: none"> • Seat slider standard • Automatic tension adjustment • 2-position tilt lock • 3:1 back-to-seat tilt ratio • 360° swivel • Pneumatic cylinder height adjustment | <p>WIDTH: 27.0</p> <p>DEPTH: 27.0</p> <p>HEIGHT: 40.0-44.5</p> <p>SEAT WIDTH: 20.0</p> <p>SEAT DEPTH: 16.5-19.5</p> <p>SEAT HEIGHT: 16.0-20.5</p> <p>BACK WIDTH: 21.5</p> <p>BACK HEIGHT: 24.0</p> <p>COM: 0.9 YD</p> <p>COL: 13 SQ FT</p> <p>WEIGHT: 41.0 LB</p> |
| A | B/COM | | C | D | E | F | G | L3/COL | L4 | L5 | | | | | | | | | | | | | | | | | | | | | | | | | | | | | | | | | | | | |
| 809 | 839 | | 869 | 929 | 984 | 1024 | 1084 | 984 | 999 | 1139 | | | | | | | | | | | | | | | | | | | | | | | | | | | | | | | | | | | | |
| 884 | 914 | | 944 | 1004 | 1059 | 1099 | 1159 | 1059 | 1074 | 1214 | | | | | | | | | | | | | | | | | | | | | | | | | | | | | | | | | | | | |
| 899 | 929 | 959 | 1019 | 1074 | 1114 | 1174 | 1074 | 1089 | 1229 | | | | | | | | | | | | | | | | | | | | | | | | | | | | | | | | | | | | | |
| 3460 | W2 | ADVANCED WEIGHT-BALANCED SYNCHRO TILT | A00 | <table border="1"> <thead> <tr> <th>A</th> <th>B/COM</th> <th>C</th> <th>D</th> <th>E</th> <th>F</th> <th>G</th> <th>L3/COL</th> <th>L4</th> <th>L5</th> </tr> </thead> <tbody> <tr> <td>839</td> <td>869</td> <td>899</td> <td>959</td> <td>1014</td> <td>1054</td> <td>1114</td> <td>1014</td> <td>1029</td> <td>1169</td> </tr> <tr> <td>914</td> <td>944</td> <td>974</td> <td>1034</td> <td>1089</td> <td>1129</td> <td>1189</td> <td>1089</td> <td>1104</td> <td>1244</td> </tr> <tr> <td>929</td> <td>959</td> <td>989</td> <td>1049</td> <td>1104</td> <td>1144</td> <td>1204</td> <td>1104</td> <td>1119</td> <td>1259</td> </tr> </tbody> </table> | A | B/COM | C | D | E | F | G | L3/COL | L4 | L5 | 839 | 869 | 899 | 959 | 1014 | 1054 | 1114 | 1014 | 1029 | 1169 | 914 | 944 | 974 | 1034 | 1089 | 1129 | 1189 | 1089 | 1104 | 1244 | 929 | 959 | 989 | 1049 | 1104 | 1144 | 1204 | 1104 | 1119 | 1259 | <ul style="list-style-type: none"> • Seat slider standard • Automatic tension adjustment with option to modify • 4-position tilt lock • 3:1 back-to-seat tilt ratio • 360° swivel • Pneumatic cylinder height adjustment | <p>WIDTH: 27.0</p> <p>DEPTH: 27.0</p> <p>HEIGHT: 40.0-44.5</p> <p>SEAT WIDTH: 20.0</p> <p>SEAT DEPTH: 16.5-18.5</p> <p>SEAT HEIGHT: 16.5-21.0</p> <p>BACK WIDTH: 21.5</p> <p>BACK HEIGHT: 24.0</p> <p>COM: 0.9 YD</p> <p>COL: 13 SQ FT</p> <p>WEIGHT: 41.0 LB</p> |
| A | B/COM | | C | D | E | F | G | L3/COL | L4 | L5 | | | | | | | | | | | | | | | | | | | | | | | | | | | | | | | | | | | | |
| 839 | 869 | | 899 | 959 | 1014 | 1054 | 1114 | 1014 | 1029 | 1169 | | | | | | | | | | | | | | | | | | | | | | | | | | | | | | | | | | | | |
| 914 | 944 | | 974 | 1034 | 1089 | 1129 | 1189 | 1089 | 1104 | 1244 | | | | | | | | | | | | | | | | | | | | | | | | | | | | | | | | | | | | |
| 929 | 959 | 989 | 1049 | 1104 | 1144 | 1204 | 1104 | 1119 | 1259 | | | | | | | | | | | | | | | | | | | | | | | | | | | | | | | | | | | | | |

ARM OPTIONS



Fixed Arm
A43B - Black
A43D - Dove Gray

A43B/D
\$75



4-Way Height and Width Adjustable Arm
A45B - Black
A45D - Dove Gray

A45B/D
\$90

BASE OPTIONS



27" Mid-Profile Nylon Base
BA11B - Black
BA11D - Dove Gray

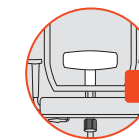
BA11B/D
STD



27" Mid-Profile Aluminum Base - Polished

BA12P
\$110

ADDITIONAL OPTIONS



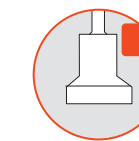
Height Adjustable Lumbar

LB*
\$30



Heavy Duty Multi-Shift Upgrade 350 lb. Includes BA12P High Profile Aluminum Base (Y3 control only)

HD
\$125



Stationary Base Glide

G1
\$30

CASTER OPTIONS



Large Diameter Carpet Casters

C6
STD



Large Diameter Hard Floor and Carpet Casters

C6S
\$35



Chrome-Accented Hard Floor and Carpet Casters

C7
\$35



Hubless Hard Floor and Carpet Casters

C22B
\$30



Hubless Hard Floor and Carpet Casters

C22G
\$30

MESH COLORS

| | | | | |
|----|------------|-----------|------------|-----------|
| M2 | BLACK M21* | GRAY M22* | WHITE M23 | GREEN M24 |
| M2 | RED M25 | BLUE M26 | ORANGE M27 | AQUA M28 |

| | | | | | | |
|----|------------|-----------|-----------|-----------|------------------|-------------------|
| M4 | LATTE M40 | CLOUD M41 | LEMON M42 | APPLE M43 | TANGERINE M44 | CRIMSON M46 |
| M4 | LAGOON M47 | ONYX M48 | DOVE M49 | AZURE M50 | FEDERAL BLUE M51 | WHITE WHISPER M52 |

PLASTIC COLORS

| | |
|-----------|---------------|
| BLACK PBK | DOVE GRAY PDG |
|-----------|---------------|

BLACK

NC

DOVE GRAY

\$35

*When selecting M21 & M22 mesh, a lumbar (LB) will be included at no charge

luna

high design meets supreme ergonomics

GSA SIN # 33721

- Task, stool, conference, executive, side and guest seating
- Polished aluminum accents
- Height-adjustable lumbar optional
- Warranted to 300 lbs.



CREATING LUNA MODEL NUMBER

MODEL NUMBER CONTROL ARMS PLASTIC COLOR MESH COLOR GRADE BASE CASTERS PACKAGING OPTIONS

3 4 6 - Y 1 - A 4 - P - M - B A 1 - C

* FOR ARMLESS USE CODE A00

PACKAGING NOTES

| CODE | DESCRIPTION | LIST UPCHARGE |
|------|-------------------------------|---------------|
| AB | ASSEMBLED IN BAG | \$0 |
| PAC | PARTIALLY ASSEMBLED IN CARTON | \$0 |
| BAC | BACK ASSEMBLED IN CARTON | \$80 |

MESH BACK STOOLS

| MODEL | CONTROL | DESCRIPTION | ARM | FABRIC/LEATHER | FEATURES | DIMENSIONS | | | | | | | | | | | | | | | | | | | | | | | | | | | | | | | | | | | | | | | | |
|-------|---------|---|------|--|----------|------------|------|--------|------|------|---|--------|----|----|-----|-----|-----|-----|------|------|------|------|------|------|-----|-----|------|------|------|------|------|------|------|------|-----|-----|------|------|------|------|------|------|------|------|--|---|
| 3466 | Y1 | 10" STOOL SIMPLE SYNCHRO TILT Use for work surfaces up to 42" | A00 | <table border="1"> <thead> <tr> <th>A</th> <th>B/COM</th> <th>C</th> <th>D</th> <th>E</th> <th>F</th> <th>G</th> <th>L3/COL</th> <th>L4</th> <th>L5</th> </tr> </thead> <tbody> <tr> <td>879</td> <td>909</td> <td>939</td> <td>999</td> <td>1054</td> <td>1094</td> <td>1154</td> <td>1054</td> <td>1069</td> <td>1209</td> </tr> <tr> <td>954</td> <td>984</td> <td>1014</td> <td>1074</td> <td>1129</td> <td>1169</td> <td>1229</td> <td>1129</td> <td>1144</td> <td>1284</td> </tr> <tr> <td>969</td> <td>999</td> <td>1029</td> <td>1089</td> <td>1144</td> <td>1184</td> <td>1244</td> <td>1144</td> <td>1159</td> <td>1299</td> </tr> </tbody> </table> | A | B/COM | C | D | E | F | G | L3/COL | L4 | L5 | 879 | 909 | 939 | 999 | 1054 | 1094 | 1154 | 1054 | 1069 | 1209 | 954 | 984 | 1014 | 1074 | 1129 | 1169 | 1229 | 1129 | 1144 | 1284 | 969 | 999 | 1029 | 1089 | 1144 | 1184 | 1244 | 1144 | 1159 | 1299 | <ul style="list-style-type: none"> • Height-adjustable 20" diameter foot ring • Upright tilt lock • 3:1 back-to-seat tilt ratio • Center knob tension control • 360° swivel • Pneumatic cylinder height adjustment | WIDTH: 27.0 DEPTH: 27.0 HEIGHT: 50.0-60.0 SEAT WIDTH: 20.0 SEAT DEPTH: 16.0-19.0 SEAT HEIGHT: 26.0-36.0 BACK WIDTH: 21.0 BACK HEIGHT: 24.0 COM: 0.9 YD COL: 13 SQ FT WEIGHT: 47.0 LB |
| A | B/COM | | C | D | E | F | G | L3/COL | L4 | L5 | | | | | | | | | | | | | | | | | | | | | | | | | | | | | | | | | | | | |
| 879 | 909 | | 939 | 999 | 1054 | 1094 | 1154 | 1054 | 1069 | 1209 | | | | | | | | | | | | | | | | | | | | | | | | | | | | | | | | | | | | |
| 954 | 984 | 1014 | 1074 | 1129 | 1169 | 1229 | 1129 | 1144 | 1284 | | | | | | | | | | | | | | | | | | | | | | | | | | | | | | | | | | | | | |
| 969 | 999 | 1029 | 1089 | 1144 | 1184 | 1244 | 1144 | 1159 | 1299 | | | | | | | | | | | | | | | | | | | | | | | | | | | | | | | | | | | | | |
| | | A43B/D | | | | | | | | | | | | | | | | | | | | | | | | | | | | | | | | | | | | | | | | | | | | |
| | | A45B/D | | | | | | | | | | | | | | | | | | | | | | | | | | | | | | | | | | | | | | | | | | | | |
| 3468 | Y1 | 8" STOOL SIMPLE SYNCHRO TILT Use for work surfaces up to 36" | A00 | <table border="1"> <thead> <tr> <th>A</th> <th>B/COM</th> <th>C</th> <th>D</th> <th>E</th> <th>F</th> <th>G</th> <th>L3/COL</th> <th>L4</th> <th>L5</th> </tr> </thead> <tbody> <tr> <td>879</td> <td>909</td> <td>939</td> <td>999</td> <td>1054</td> <td>1094</td> <td>1154</td> <td>1054</td> <td>1069</td> <td>1209</td> </tr> <tr> <td>954</td> <td>984</td> <td>1014</td> <td>1074</td> <td>1129</td> <td>1169</td> <td>1229</td> <td>1129</td> <td>1144</td> <td>1284</td> </tr> <tr> <td>969</td> <td>999</td> <td>1029</td> <td>1089</td> <td>1144</td> <td>1184</td> <td>1244</td> <td>1144</td> <td>1159</td> <td>1299</td> </tr> </tbody> </table> | A | B/COM | C | D | E | F | G | L3/COL | L4 | L5 | 879 | 909 | 939 | 999 | 1054 | 1094 | 1154 | 1054 | 1069 | 1209 | 954 | 984 | 1014 | 1074 | 1129 | 1169 | 1229 | 1129 | 1144 | 1284 | 969 | 999 | 1029 | 1089 | 1144 | 1184 | 1244 | 1144 | 1159 | 1299 | <ul style="list-style-type: none"> • Height-adjustable 20" diameter foot ring • Upright tilt lock • 3:1 back-to-seat tilt ratio • Center knob tension control • 360° swivel • Pneumatic cylinder height adjustment | WIDTH: 27.0 DEPTH: 27.0 HEIGHT: 45.0-53.0 SEAT WIDTH: 20.0 SEAT DEPTH: 16.0-19.0 SEAT HEIGHT: 22.0-30.0 BACK WIDTH: 21.0 BACK HEIGHT: 24.0 COM: 0.9 YD COL: 13 SQ FT WEIGHT: 46.0 LB |
| A | B/COM | | C | D | E | F | G | L3/COL | L4 | L5 | | | | | | | | | | | | | | | | | | | | | | | | | | | | | | | | | | | | |
| 879 | 909 | | 939 | 999 | 1054 | 1094 | 1154 | 1054 | 1069 | 1209 | | | | | | | | | | | | | | | | | | | | | | | | | | | | | | | | | | | | |
| 954 | 984 | 1014 | 1074 | 1129 | 1169 | 1229 | 1129 | 1144 | 1284 | | | | | | | | | | | | | | | | | | | | | | | | | | | | | | | | | | | | | |
| 969 | 999 | 1029 | 1089 | 1144 | 1184 | 1244 | 1144 | 1159 | 1299 | | | | | | | | | | | | | | | | | | | | | | | | | | | | | | | | | | | | | |
| | | A43B/D | | | | | | | | | | | | | | | | | | | | | | | | | | | | | | | | | | | | | | | | | | | | |
| | | A45B/D | | | | | | | | | | | | | | | | | | | | | | | | | | | | | | | | | | | | | | | | | | | | |

ARM OPTIONS



A43B/D
\$75

Fixed Arm
A43B - Black
A43D - Dove Gray



A45B/D
\$90

4-Way Height and Width Adjustable Arm
A45B - Black
A45D - Dove Gray

BASE OPTIONS



BA11B/D
STD

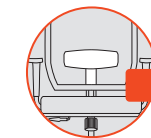
27" Mid-Profile Nylon Base
BA11B - Black
BA11D - Dove Gray



BA12P
\$110

27" Mid-Profile Aluminum Base - Polished

ADDITIONAL OPTIONS



LB
\$30

Height Adjustable Lumbar



G1
\$30

Stationary Base Glide

CASTER OPTIONS



C6
STD

Large Diameter Carpet Casters



C6S
\$35

Large Diameter Hard Floor and Carpet Casters



C7
\$35

Chrome-Accented Hard Floor and Carpet Casters



C22B
\$30

Hubless Hard Floor and Carpet Casters



C22G
\$30

Hubless Hard Floor and Carpet Casters

MESH COLORS

| | | | | |
|----|--------------|-------------|---------------|--------------|
| M2 | BLACK M21 | GRAY M22 | WHITE M23 | GREEN M24 |
| M2 | RED M25 | BLUE M26 | ORANGE M27 | AQUA M28 |

| | | | | | | |
|----|---------------|--------------|--------------|--------------|---------------------|----------------------|
| M4 | LATTE M40 | CLOUD M41 | LEMON M42 | APPLE M43 | TANGERINE M44 | CRIMSON M46 |
| M4 | LAGOON M47 | ONYX M48 | DOVE M49 | AZURE M50 | FEDERAL BLUE M51 | WHITE WHISPER M52 |

PLASTIC COLORS

| | |
|--------------|------------------|
| BLACK PBK | DOVE GRAY PDG |
|--------------|------------------|

BLACK

NC

DOVE GRAY

\$35

luna

high design meets supreme ergonomics

GSA SIN # 33721

- Task, stool, conference, executive, side and guest seating
- Wall-saver frame
- Integrated pull handle at top edge
- Warranted to 300 lbs.



MESH BACK GUEST

CREATING LUNA MODEL NUMBER

| MODEL NUMBER | CONTROL | ARMS | FRAME COLOR | UPHOLSTERY | PLASTIC | MESH COLOR | GRADE | CASTERS | PACKAGING | OPTIONS |
|--------------|---------|------|-------------|------------|---------|------------|-------|---------|-----------|---------|
| 3461 | GT | A | | FMB | P | M | | C | | |

PACKAGING NOTES

| CODE | DESCRIPTION | LIST UPCHARGE |
|------|---------------------|---------------|
| AB | ASSEMBLED IN BAG | \$0 |
| AC | ASSEMBLED IN CARTON | \$0 |

LUNA SIDE CHAIRS SHIP UP TO 3 PER CARTON

| MODEL | DESCRIPTION | ARM | FABRIC | FEATURES | DIMENSIONS | | ARM OPTIONS | CASTER OPTIONS | | | | | | | | | | | | | | | | | | | | | | | | | | | | | | | | | | | | | | | | | | | | | | | | | | | | | | | | | | | | | | | | | | | | | | | | | | | | | |
|-------------|------------------------------|-----------|---|-----------|------------------|-------------------|-------------|----------------|---|---|-----|-----|-----|-----|-----|-----|-----|-----|-----|-----|-----|-----|-----|-----|---|--|-------|------|------|-------|------|------|--------|------|------|------------|------|------|------------|------|------|-------------|------|------|------------|------|------|-------------|------|------|-----|--------|--------|-----|----------|----------|--------|---------|---------|---|---|---|----------|-----------|-----------|----|---------|----------|------------|----------|---|----|-----------|-----------|-----------|-----------|---------------|-------------|----|------------|----------|----------|-----------|------------------|-------------------|
| | | | | | ARMLESS | W/ ARMS | | | | | | | | | | | | | | | | | | | | | | | | | | | | | | | | | | | | | | | | | | | | | | | | | | | | | | | | | | | | | | | | | | | | | | | | | | | | | | | |
| 3461 GT | MESH BACK GUEST | A00 | <table border="1"> <thead> <tr><th>A</th><th>B/COM</th><th>C</th><th>D</th><th>E</th><th>F</th><th>G</th></tr> </thead> <tbody> <tr><td>418</td><td>443</td><td>468</td><td>498</td><td>533</td><td>578</td><td>618</td></tr> <tr><td>478</td><td>503</td><td>528</td><td>558</td><td>593</td><td>638</td><td>678</td></tr> </tbody> </table> | A | B/COM | C | D | E | F | G | 418 | 443 | 468 | 498 | 533 | 578 | 618 | 478 | 503 | 528 | 558 | 593 | 638 | 678 | <ul style="list-style-type: none"> Integrated pull handle Stacks armless 4 on the floor and 6 on a dolly Stacks armed 4 on the floor and 5 on a dolly Arms and glides coordinate with the frame color | <table border="1"> <thead> <tr><th>WIDTH</th><td>19.0</td><td>22.5</td></tr> <tr><th>DEPTH</th><td>23.5</td><td>23.5</td></tr> <tr><th>HEIGHT</th><td>34.0</td><td>34.0</td></tr> <tr><th>SEAT WIDTH</th><td>18.5</td><td>18.5</td></tr> <tr><th>SEAT DEPTH</th><td>17.0</td><td>17.0</td></tr> <tr><th>SEAT HEIGHT</th><td>18.5</td><td>18.5</td></tr> <tr><th>BACK WIDTH</th><td>19.5</td><td>19.5</td></tr> <tr><th>BACK HEIGHT</th><td>16.0</td><td>16.0</td></tr> <tr><th>COM</th><td>0.9 YD</td><td>0.9 YD</td></tr> <tr><th>COL</th><td>11 SQ FT</td><td>11 SQ FT</td></tr> <tr><th>WEIGHT</th><td>15.5 LB</td><td>17.5 LB</td></tr> </thead></table> | WIDTH | 19.0 | 22.5 | DEPTH | 23.5 | 23.5 | HEIGHT | 34.0 | 34.0 | SEAT WIDTH | 18.5 | 18.5 | SEAT DEPTH | 17.0 | 17.0 | SEAT HEIGHT | 18.5 | 18.5 | BACK WIDTH | 19.5 | 19.5 | BACK HEIGHT | 16.0 | 16.0 | COM | 0.9 YD | 0.9 YD | COL | 11 SQ FT | 11 SQ FT | WEIGHT | 15.5 LB | 17.5 LB | <p>A49B/D \$60</p> <p>Nylon Fixed Arm A49B - Black A49D - Dove Gray</p> | <p>C5* STD</p> <p>Carpet Casters</p> | | | | | | | | | | | | | | | | | | | | | | | | |
| | | A | B/COM | C | D | E | F | G | | | | | | | | | | | | | | | | | | | | | | | | | | | | | | | | | | | | | | | | | | | | | | | | | | | | | | | | | | | | | | | | | | | | | | | | | | | | | |
| 418 | 443 | 468 | 498 | 533 | 578 | 618 | | | | | | | | | | | | | | | | | | | | | | | | | | | | | | | | | | | | | | | | | | | | | | | | | | | | | | | | | | | | | | | | | | | | | | | | | | | | | | | |
| 478 | 503 | 528 | 558 | 593 | 638 | 678 | | | | | | | | | | | | | | | | | | | | | | | | | | | | | | | | | | | | | | | | | | | | | | | | | | | | | | | | | | | | | | | | | | | | | | | | | | | | | | | |
| WIDTH | 19.0 | 22.5 | | | | | | | | | | | | | | | | | | | | | | | | | | | | | | | | | | | | | | | | | | | | | | | | | | | | | | | | | | | | | | | | | | | | | | | | | | | | | | | | | | | |
| DEPTH | 23.5 | 23.5 | | | | | | | | | | | | | | | | | | | | | | | | | | | | | | | | | | | | | | | | | | | | | | | | | | | | | | | | | | | | | | | | | | | | | | | | | | | | | | | | | | | |
| HEIGHT | 34.0 | 34.0 | | | | | | | | | | | | | | | | | | | | | | | | | | | | | | | | | | | | | | | | | | | | | | | | | | | | | | | | | | | | | | | | | | | | | | | | | | | | | | | | | | | |
| SEAT WIDTH | 18.5 | 18.5 | | | | | | | | | | | | | | | | | | | | | | | | | | | | | | | | | | | | | | | | | | | | | | | | | | | | | | | | | | | | | | | | | | | | | | | | | | | | | | | | | | | |
| SEAT DEPTH | 17.0 | 17.0 | | | | | | | | | | | | | | | | | | | | | | | | | | | | | | | | | | | | | | | | | | | | | | | | | | | | | | | | | | | | | | | | | | | | | | | | | | | | | | | | | | | |
| SEAT HEIGHT | 18.5 | 18.5 | | | | | | | | | | | | | | | | | | | | | | | | | | | | | | | | | | | | | | | | | | | | | | | | | | | | | | | | | | | | | | | | | | | | | | | | | | | | | | | | | | | |
| BACK WIDTH | 19.5 | 19.5 | | | | | | | | | | | | | | | | | | | | | | | | | | | | | | | | | | | | | | | | | | | | | | | | | | | | | | | | | | | | | | | | | | | | | | | | | | | | | | | | | | | |
| BACK HEIGHT | 16.0 | 16.0 | | | | | | | | | | | | | | | | | | | | | | | | | | | | | | | | | | | | | | | | | | | | | | | | | | | | | | | | | | | | | | | | | | | | | | | | | | | | | | | | | | | |
| COM | 0.9 YD | 0.9 YD | | | | | | | | | | | | | | | | | | | | | | | | | | | | | | | | | | | | | | | | | | | | | | | | | | | | | | | | | | | | | | | | | | | | | | | | | | | | | | | | | | | |
| COL | 11 SQ FT | 11 SQ FT | | | | | | | | | | | | | | | | | | | | | | | | | | | | | | | | | | | | | | | | | | | | | | | | | | | | | | | | | | | | | | | | | | | | | | | | | | | | | | | | | | | |
| WEIGHT | 15.5 LB | 17.5 LB | | | | | | | | | | | | | | | | | | | | | | | | | | | | | | | | | | | | | | | | | | | | | | | | | | | | | | | | | | | | | | | | | | | | | | | | | | | | | | | | | | | |
| 3461 GT | MESH BACK GUEST WITH CASTERS | A00 | <table border="1"> <thead> <tr><th>A</th><th>B/COM</th><th>C</th><th>D</th><th>E</th><th>F</th><th>G</th></tr> </thead> <tbody> <tr><td>463</td><td>488</td><td>513</td><td>543</td><td>578</td><td>623</td><td>663</td></tr> <tr><td>523</td><td>548</td><td>573</td><td>603</td><td>638</td><td>683</td><td>723</td></tr> </tbody> </table> | A | B/COM | C | D | E | F | G | 463 | 488 | 513 | 543 | 578 | 623 | 663 | 523 | 548 | 573 | 603 | 638 | 683 | 723 | <ul style="list-style-type: none"> Integrated pull handle Arms coordinate with the frame color | <table border="1"> <thead> <tr><th>WIDTH</th><td>19.0</td><td>22.5</td></tr> <tr><th>DEPTH</th><td>23.5</td><td>23.5</td></tr> <tr><th>HEIGHT</th><td>34.0</td><td>34.0</td></tr> <tr><th>SEAT WIDTH</th><td>18.5</td><td>18.5</td></tr> <tr><th>SEAT DEPTH</th><td>17.0</td><td>17.0</td></tr> <tr><th>SEAT HEIGHT</th><td>18.5</td><td>18.5</td></tr> <tr><th>BACK WIDTH</th><td>19.5</td><td>19.5</td></tr> <tr><th>BACK HEIGHT</th><td>16.0</td><td>16.0</td></tr> <tr><th>COM</th><td>0.9 YD</td><td>0.9 YD</td></tr> <tr><th>COL</th><td>11 SQ FT</td><td>11 SQ FT</td></tr> <tr><th>WEIGHT</th><td>15.5 LB</td><td>17.5 LB</td></tr> </thead></table> | WIDTH | 19.0 | 22.5 | DEPTH | 23.5 | 23.5 | HEIGHT | 34.0 | 34.0 | SEAT WIDTH | 18.5 | 18.5 | SEAT DEPTH | 17.0 | 17.0 | SEAT HEIGHT | 18.5 | 18.5 | BACK WIDTH | 19.5 | 19.5 | BACK HEIGHT | 16.0 | 16.0 | COM | 0.9 YD | 0.9 YD | COL | 11 SQ FT | 11 SQ FT | WEIGHT | 15.5 LB | 17.5 LB | <p>G19B/G NC</p> <p>Tapered Plastic Glide G19B - Black G19G - Gray</p> | <p>G19BN/G19GN \$20</p> <p>Swivel Nylon Glide G19BN - Black Nylon G19GN - Gray Nylon</p> | <p>C5S* \$30</p> <p>Hard Floor and Carpet Casters</p> | | | | | | | | | | | | | | | | | | | | | | | |
| | | A | B/COM | C | D | E | F | G | | | | | | | | | | | | | | | | | | | | | | | | | | | | | | | | | | | | | | | | | | | | | | | | | | | | | | | | | | | | | | | | | | | | | | | | | | | | | |
| 463 | 488 | 513 | 543 | 578 | 623 | 663 | | | | | | | | | | | | | | | | | | | | | | | | | | | | | | | | | | | | | | | | | | | | | | | | | | | | | | | | | | | | | | | | | | | | | | | | | | | | | | | |
| 523 | 548 | 573 | 603 | 638 | 683 | 723 | | | | | | | | | | | | | | | | | | | | | | | | | | | | | | | | | | | | | | | | | | | | | | | | | | | | | | | | | | | | | | | | | | | | | | | | | | | | | | | |
| WIDTH | 19.0 | 22.5 | | | | | | | | | | | | | | | | | | | | | | | | | | | | | | | | | | | | | | | | | | | | | | | | | | | | | | | | | | | | | | | | | | | | | | | | | | | | | | | | | | | |
| DEPTH | 23.5 | 23.5 | | | | | | | | | | | | | | | | | | | | | | | | | | | | | | | | | | | | | | | | | | | | | | | | | | | | | | | | | | | | | | | | | | | | | | | | | | | | | | | | | | | |
| HEIGHT | 34.0 | 34.0 | | | | | | | | | | | | | | | | | | | | | | | | | | | | | | | | | | | | | | | | | | | | | | | | | | | | | | | | | | | | | | | | | | | | | | | | | | | | | | | | | | | |
| SEAT WIDTH | 18.5 | 18.5 | | | | | | | | | | | | | | | | | | | | | | | | | | | | | | | | | | | | | | | | | | | | | | | | | | | | | | | | | | | | | | | | | | | | | | | | | | | | | | | | | | | |
| SEAT DEPTH | 17.0 | 17.0 | | | | | | | | | | | | | | | | | | | | | | | | | | | | | | | | | | | | | | | | | | | | | | | | | | | | | | | | | | | | | | | | | | | | | | | | | | | | | | | | | | | |
| SEAT HEIGHT | 18.5 | 18.5 | | | | | | | | | | | | | | | | | | | | | | | | | | | | | | | | | | | | | | | | | | | | | | | | | | | | | | | | | | | | | | | | | | | | | | | | | | | | | | | | | | | |
| BACK WIDTH | 19.5 | 19.5 | | | | | | | | | | | | | | | | | | | | | | | | | | | | | | | | | | | | | | | | | | | | | | | | | | | | | | | | | | | | | | | | | | | | | | | | | | | | | | | | | | | |
| BACK HEIGHT | 16.0 | 16.0 | | | | | | | | | | | | | | | | | | | | | | | | | | | | | | | | | | | | | | | | | | | | | | | | | | | | | | | | | | | | | | | | | | | | | | | | | | | | | | | | | | | |
| COM | 0.9 YD | 0.9 YD | | | | | | | | | | | | | | | | | | | | | | | | | | | | | | | | | | | | | | | | | | | | | | | | | | | | | | | | | | | | | | | | | | | | | | | | | | | | | | | | | | | |
| COL | 11 SQ FT | 11 SQ FT | | | | | | | | | | | | | | | | | | | | | | | | | | | | | | | | | | | | | | | | | | | | | | | | | | | | | | | | | | | | | | | | | | | | | | | | | | | | | | | | | | | |
| WEIGHT | 15.5 LB | 17.5 LB | | | | | | | | | | | | | | | | | | | | | | | | | | | | | | | | | | | | | | | | | | | | | | | | | | | | | | | | | | | | | | | | | | | | | | | | | | | | | | | | | | | |
| 3461 GT | MESH BACK GUEST WITH CASTERS | A00 | <table border="1"> <thead> <tr><th>A</th><th>B/COM</th><th>C</th><th>D</th><th>E</th><th>F</th><th>G</th></tr> </thead> <tbody> <tr><td>463</td><td>488</td><td>513</td><td>543</td><td>578</td><td>623</td><td>663</td></tr> <tr><td>523</td><td>548</td><td>573</td><td>603</td><td>638</td><td>683</td><td>723</td></tr> </tbody> </table> | A | B/COM | C | D | E | F | G | 463 | 488 | 513 | 543 | 578 | 623 | 663 | 523 | 548 | 573 | 603 | 638 | 683 | 723 | <ul style="list-style-type: none"> Integrated pull handle Arms coordinate with the frame color | <table border="1"> <thead> <tr><th>WIDTH</th><td>19.0</td><td>22.5</td></tr> <tr><th>DEPTH</th><td>23.5</td><td>23.5</td></tr> <tr><th>HEIGHT</th><td>34.0</td><td>34.0</td></tr> <tr><th>SEAT WIDTH</th><td>18.5</td><td>18.5</td></tr> <tr><th>SEAT DEPTH</th><td>17.0</td><td>17.0</td></tr> <tr><th>SEAT HEIGHT</th><td>18.5</td><td>18.5</td></tr> <tr><th>BACK WIDTH</th><td>19.5</td><td>19.5</td></tr> <tr><th>BACK HEIGHT</th><td>16.0</td><td>16.0</td></tr> <tr><th>COM</th><td>0.9 YD</td><td>0.9 YD</td></tr> <tr><th>COL</th><td>11 SQ FT</td><td>11 SQ FT</td></tr> <tr><th>WEIGHT</th><td>15.5 LB</td><td>17.5 LB</td></tr> </thead></table> | WIDTH | 19.0 | 22.5 | DEPTH | 23.5 | 23.5 | HEIGHT | 34.0 | 34.0 | SEAT WIDTH | 18.5 | 18.5 | SEAT DEPTH | 17.0 | 17.0 | SEAT HEIGHT | 18.5 | 18.5 | BACK WIDTH | 19.5 | 19.5 | BACK HEIGHT | 16.0 | 16.0 | COM | 0.9 YD | 0.9 YD | COL | 11 SQ FT | 11 SQ FT | WEIGHT | 15.5 LB | 17.5 LB | <p>G19BS/GS \$20</p> <p>Swivel Steel Glide G19BS - Black Steel G19GS - Gray Steel</p> | <p>G19BF/GF \$20</p> <p>Swivel Felt Glide G19BF - Black Felt G19GF - Gray Felt</p> | <p>DL5 \$399</p> <p>Stacking Dolly Stacks armless 6 high Stacks armed 5 high</p> | | | | | | | | | | | | | | | | | | | | | | | |
| | | A | B/COM | C | D | E | F | G | | | | | | | | | | | | | | | | | | | | | | | | | | | | | | | | | | | | | | | | | | | | | | | | | | | | | | | | | | | | | | | | | | | | | | | | | | | | | |
| 463 | 488 | 513 | 543 | 578 | 623 | 663 | | | | | | | | | | | | | | | | | | | | | | | | | | | | | | | | | | | | | | | | | | | | | | | | | | | | | | | | | | | | | | | | | | | | | | | | | | | | | | | |
| 523 | 548 | 573 | 603 | 638 | 683 | 723 | | | | | | | | | | | | | | | | | | | | | | | | | | | | | | | | | | | | | | | | | | | | | | | | | | | | | | | | | | | | | | | | | | | | | | | | | | | | | | | |
| WIDTH | 19.0 | 22.5 | | | | | | | | | | | | | | | | | | | | | | | | | | | | | | | | | | | | | | | | | | | | | | | | | | | | | | | | | | | | | | | | | | | | | | | | | | | | | | | | | | | |
| DEPTH | 23.5 | 23.5 | | | | | | | | | | | | | | | | | | | | | | | | | | | | | | | | | | | | | | | | | | | | | | | | | | | | | | | | | | | | | | | | | | | | | | | | | | | | | | | | | | | |
| HEIGHT | 34.0 | 34.0 | | | | | | | | | | | | | | | | | | | | | | | | | | | | | | | | | | | | | | | | | | | | | | | | | | | | | | | | | | | | | | | | | | | | | | | | | | | | | | | | | | | |
| SEAT WIDTH | 18.5 | 18.5 | | | | | | | | | | | | | | | | | | | | | | | | | | | | | | | | | | | | | | | | | | | | | | | | | | | | | | | | | | | | | | | | | | | | | | | | | | | | | | | | | | | |
| SEAT DEPTH | 17.0 | 17.0 | | | | | | | | | | | | | | | | | | | | | | | | | | | | | | | | | | | | | | | | | | | | | | | | | | | | | | | | | | | | | | | | | | | | | | | | | | | | | | | | | | | |
| SEAT HEIGHT | 18.5 | 18.5 | | | | | | | | | | | | | | | | | | | | | | | | | | | | | | | | | | | | | | | | | | | | | | | | | | | | | | | | | | | | | | | | | | | | | | | | | | | | | | | | | | | |
| BACK WIDTH | 19.5 | 19.5 | | | | | | | | | | | | | | | | | | | | | | | | | | | | | | | | | | | | | | | | | | | | | | | | | | | | | | | | | | | | | | | | | | | | | | | | | | | | | | | | | | | |
| BACK HEIGHT | 16.0 | 16.0 | | | | | | | | | | | | | | | | | | | | | | | | | | | | | | | | | | | | | | | | | | | | | | | | | | | | | | | | | | | | | | | | | | | | | | | | | | | | | | | | | | | |
| COM | 0.9 YD | 0.9 YD | | | | | | | | | | | | | | | | | | | | | | | | | | | | | | | | | | | | | | | | | | | | | | | | | | | | | | | | | | | | | | | | | | | | | | | | | | | | | | | | | | | |
| COL | 11 SQ FT | 11 SQ FT | | | | | | | | | | | | | | | | | | | | | | | | | | | | | | | | | | | | | | | | | | | | | | | | | | | | | | | | | | | | | | | | | | | | | | | | | | | | | | | | | | | |
| WEIGHT | 15.5 LB | 17.5 LB | | | | | | | | | | | | | | | | | | | | | | | | | | | | | | | | | | | | | | | | | | | | | | | | | | | | | | | | | | | | | | | | | | | | | | | | | | | | | | | | | | | |
| 3461 GT | MESH BACK GUEST WITH CASTERS | A00 | <table border="1"> <thead> <tr><th>A</th><th>B/COM</th><th>C</th><th>D</th><th>E</th><th>F</th><th>G</th></tr> </thead> <tbody> <tr><td>463</td><td>488</td><td>513</td><td>543</td><td>578</td><td>623</td><td>663</td></tr> <tr><td>523</td><td>548</td><td>573</td><td>603</td><td>638</td><td>683</td><td>723</td></tr> </tbody> </table> | A | B/COM | C | D | E | F | G | 463 | 488 | 513 | 543 | 578 | 623 | 663 | 523 | 548 | 573 | 603 | 638 | 683 | 723 | <ul style="list-style-type: none"> Integrated pull handle Arms coordinate with the frame color | <table border="1"> <thead> <tr><th>WIDTH</th><td>19.0</td><td>22.5</td></tr> <tr><th>DEPTH</th><td>23.5</td><td>23.5</td></tr> <tr><th>HEIGHT</th><td>34.0</td><td>34.0</td></tr> <tr><th>SEAT WIDTH</th><td>18.5</td><td>18.5</td></tr> <tr><th>SEAT DEPTH</th><td>17.0</td><td>17.0</td></tr> <tr><th>SEAT HEIGHT</th><td>18.5</td><td>18.5</td></tr> <tr><th>BACK WIDTH</th><td>19.5</td><td>19.5</td></tr> <tr><th>BACK HEIGHT</th><td>16.0</td><td>16.0</td></tr> <tr><th>COM</th><td>0.9 YD</td><td>0.9 YD</td></tr> <tr><th>COL</th><td>11 SQ FT</td><td>11 SQ FT</td></tr> <tr><th>WEIGHT</th><td>15.5 LB</td><td>17.5 LB</td></tr> </thead></table> | WIDTH | 19.0 | 22.5 | DEPTH | 23.5 | 23.5 | HEIGHT | 34.0 | 34.0 | SEAT WIDTH | 18.5 | 18.5 | SEAT DEPTH | 17.0 | 17.0 | SEAT HEIGHT | 18.5 | 18.5 | BACK WIDTH | 19.5 | 19.5 | BACK HEIGHT | 16.0 | 16.0 | COM | 0.9 YD | 0.9 YD | COL | 11 SQ FT | 11 SQ FT | WEIGHT | 15.5 LB | 17.5 LB | <p>GC1 \$30</p> <p>GC2 \$30</p> <p>Ganging Clip - 2 per Set GC1 - Armless-to-Armless GC2 - Arm-to-Arm</p> | | | | | | | | | | | | | | | | | | | | | | | | | |
| | | A | B/COM | C | D | E | F | G | | | | | | | | | | | | | | | | | | | | | | | | | | | | | | | | | | | | | | | | | | | | | | | | | | | | | | | | | | | | | | | | | | | | | | | | | | | | | |
| 463 | 488 | 513 | 543 | 578 | 623 | 663 | | | | | | | | | | | | | | | | | | | | | | | | | | | | | | | | | | | | | | | | | | | | | | | | | | | | | | | | | | | | | | | | | | | | | | | | | | | | | | | |
| 523 | 548 | 573 | 603 | 638 | 683 | 723 | | | | | | | | | | | | | | | | | | | | | | | | | | | | | | | | | | | | | | | | | | | | | | | | | | | | | | | | | | | | | | | | | | | | | | | | | | | | | | | |
| WIDTH | 19.0 | 22.5 | | | | | | | | | | | | | | | | | | | | | | | | | | | | | | | | | | | | | | | | | | | | | | | | | | | | | | | | | | | | | | | | | | | | | | | | | | | | | | | | | | | |
| DEPTH | 23.5 | 23.5 | | | | | | | | | | | | | | | | | | | | | | | | | | | | | | | | | | | | | | | | | | | | | | | | | | | | | | | | | | | | | | | | | | | | | | | | | | | | | | | | | | | |
| HEIGHT | 34.0 | 34.0 | | | | | | | | | | | | | | | | | | | | | | | | | | | | | | | | | | | | | | | | | | | | | | | | | | | | | | | | | | | | | | | | | | | | | | | | | | | | | | | | | | | |
| SEAT WIDTH | 18.5 | 18.5 | | | | | | | | | | | | | | | | | | | | | | | | | | | | | | | | | | | | | | | | | | | | | | | | | | | | | | | | | | | | | | | | | | | | | | | | | | | | | | | | | | | |
| SEAT DEPTH | 17.0 | 17.0 | | | | | | | | | | | | | | | | | | | | | | | | | | | | | | | | | | | | | | | | | | | | | | | | | | | | | | | | | | | | | | | | | | | | | | | | | | | | | | | | | | | |
| SEAT HEIGHT | 18.5 | 18.5 | | | | | | | | | | | | | | | | | | | | | | | | | | | | | | | | | | | | | | | | | | | | | | | | | | | | | | | | | | | | | | | | | | | | | | | | | | | | | | | | | | | |
| BACK WIDTH | 19.5 | 19.5 | | | | | | | | | | | | | | | | | | | | | | | | | | | | | | | | | | | | | | | | | | | | | | | | | | | | | | | | | | | | | | | | | | | | | | | | | | | | | | | | | | | |
| BACK HEIGHT | 16.0 | 16.0 | | | | | | | | | | | | | | | | | | | | | | | | | | | | | | | | | | | | | | | | | | | | | | | | | | | | | | | | | | | | | | | | | | | | | | | | | | | | | | | | | | | |
| COM | 0.9 YD | 0.9 YD | | | | | | | | | | | | | | | | | | | | | | | | | | | | | | | | | | | | | | | | | | | | | | | | | | | | | | | | | | | | | | | | | | | | | | | | | | | | | | | | | | | |
| COL | 11 SQ FT | 11 SQ FT | | | | | | | | | | | | | | | | | | | | | | | | | | | | | | | | | | | | | | | | | | | | | | | | | | | | | | | | | | | | | | | | | | | | | | | | | | | | | | | | | | | |
| WEIGHT | 15.5 LB | 17.5 LB | | | | | | | | | | | | | | | | | | | | | | | | | | | | | | | | | | | | | | | | | | | | | | | | | | | | | | | | | | | | | | | | | | | | | | | | | | | | | | | | | | | |
| 3461 GT | MESH BACK GUEST WITH CASTERS | A00 | <table border="1"> <thead> <tr><th>A</th><th>B/COM</th><th>C</th><th>D</th><th>E</th><th>F</th><th>G</th></tr> </thead> <tbody> <tr><td>463</td><td>488</td><td>513</td><td>543</td><td>578</td><td>623</td><td>663</td></tr> <tr><td>523</td><td>548</td><td>573</td><td>603</td><td>638</td><td>683</td><td>723</td></tr> </tbody> </table> | A | B/COM | C | D | E | F | G | 463 | 488 | 513 | 543 | 578 | 623 | 663 | 523 | 548 | 573 | 603 | 638 | 683 | 723 | <ul style="list-style-type: none"> Integrated pull handle Arms coordinate with the frame color | <table border="1"> <thead> <tr><th>WIDTH</th><td>19.0</td><td>22.5</td></tr> <tr><th>DEPTH</th><td>23.5</td><td>23.5</td></tr> <tr><th>HEIGHT</th><td>34.0</td><td>34.0</td></tr> <tr><th>SEAT WIDTH</th><td>18.5</td><td>18.5</td></tr> <tr><th>SEAT DEPTH</th><td>17.0</td><td>17.0</td></tr> <tr><th>SEAT HEIGHT</th><td>18.5</td><td>18.5</td></tr> <tr><th>BACK WIDTH</th><td>19.5</td><td>19.5</td></tr> <tr><th>BACK HEIGHT</th><td>16.0</td><td>16.0</td></tr> <tr><th>COM</th><td>0.9 YD</td><td>0.9 YD</td></tr> <tr><th>COL</th><td>11 SQ FT</td><td>11 SQ FT</td></tr> <tr><th>WEIGHT</th><td>15.5 LB</td><td>17.5 LB</td></tr> </thead></table> | WIDTH | 19.0 | 22.5 | DEPTH | 23.5 | 23.5 | HEIGHT | 34.0 | 34.0 | SEAT WIDTH | 18.5 | 18.5 | SEAT DEPTH | 17.0 | 17.0 | SEAT HEIGHT | 18.5 | 18.5 | BACK WIDTH | 19.5 | 19.5 | BACK HEIGHT | 16.0 | 16.0 | COM | 0.9 YD | 0.9 YD | COL | 11 SQ FT | 11 SQ FT | WEIGHT | 15.5 LB | 17.5 LB | <p>BLACK BF SILVER SF</p> | | | | | | | | | | | | | | | | | | | | | | | | | |
| | | A | B/COM | C | D | E | F | G | | | | | | | | | | | | | | | | | | | | | | | | | | | | | | | | | | | | | | | | | | | | | | | | | | | | | | | | | | | | | | | | | | | | | | | | | | | | | |
| 463 | 488 | 513 | 543 | 578 | 623 | 663 | | | | | | | | | | | | | | | | | | | | | | | | | | | | | | | | | | | | | | | | | | | | | | | | | | | | | | | | | | | | | | | | | | | | | | | | | | | | | | | |
| 523 | 548 | 573 | 603 | 638 | 683 | 723 | | | | | | | | | | | | | | | | | | | | | | | | | | | | | | | | | | | | | | | | | | | | | | | | | | | | | | | | | | | | | | | | | | | | | | | | | | | | | | | |
| WIDTH | 19.0 | 22.5 | | | | | | | | | | | | | | | | | | | | | | | | | | | | | | | | | | | | | | | | | | | | | | | | | | | | | | | | | | | | | | | | | | | | | | | | | | | | | | | | | | | |
| DEPTH | 23.5 | 23.5 | | | | | | | | | | | | | | | | | | | | | | | | | | | | | | | | | | | | | | | | | | | | | | | | | | | | | | | | | | | | | | | | | | | | | | | | | | | | | | | | | | | |
| HEIGHT | 34.0 | 34.0 | | | | | | | | | | | | | | | | | | | | | | | | | | | | | | | | | | | | | | | | | | | | | | | | | | | | | | | | | | | | | | | | | | | | | | | | | | | | | | | | | | | |
| SEAT WIDTH | 18.5 | 18.5 | | | | | | | | | | | | | | | | | | | | | | | | | | | | | | | | | | | | | | | | | | | | | | | | | | | | | | | | | | | | | | | | | | | | | | | | | | | | | | | | | | | |
| SEAT DEPTH | 17.0 | 17.0 | | | | | | | | | | | | | | | | | | | | | | | | | | | | | | | | | | | | | | | | | | | | | | | | | | | | | | | | | | | | | | | | | | | | | | | | | | | | | | | | | | | |
| SEAT HEIGHT | 18.5 | 18.5 | | | | | | | | | | | | | | | | | | | | | | | | | | | | | | | | | | | | | | | | | | | | | | | | | | | | | | | | | | | | | | | | | | | | | | | | | | | | | | | | | | | |
| BACK WIDTH | 19.5 | 19.5 | | | | | | | | | | | | | | | | | | | | | | | | | | | | | | | | | | | | | | | | | | | | | | | | | | | | | | | | | | | | | | | | | | | | | | | | | | | | | | | | | | | |
| BACK HEIGHT | 16.0 | 16.0 | | | | | | | | | | | | | | | | | | | | | | | | | | | | | | | | | | | | | | | | | | | | | | | | | | | | | | | | | | | | | | | | | | | | | | | | | | | | | | | | | | | |
| COM | 0.9 YD | 0.9 YD | | | | | | | | | | | | | | | | | | | | | | | | | | | | | | | | | | | | | | | | | | | | | | | | | | | | | | | | | | | | | | | | | | | | | | | | | | | | | | | | | | | |
| COL | 11 SQ FT | 11 SQ FT | | | | | | | | | | | | | | | | | | | | | | | | | | | | | | | | | | | | | | | | | | | | | | | | | | | | | | | | | | | | | | | | | | | | | | | | | | | | | | | | | | | |
| WEIGHT | 15.5 LB | 17.5 LB | | | | | | | | | | | | | | | | | | | | | | | | | | | | | | | | | | | | | | | | | | | | | | | | | | | | | | | | | | | | | | | | | | | | | | | | | | | | | | | | | | | |
| 3461 GT | MESH BACK GUEST WITH CASTERS | A00 | <table border="1"> <thead> <tr><th>A</th><th>B/COM</th><th>C</th><th>D</th><th>E</th><th>F</th><th>G</th></tr> </thead> <tbody> <tr><td>463</td><td>488</td><td>513</td><td>543</td><td>578</td><td>623</td><td>663</td></tr> <tr><td>523</td><td>548</td><td>573</td><td>603</td><td>638</td><td>683</td><td>723</td></tr> </tbody> </table> | A | B/COM | C | D | E | F | G | 463 | 488 | 513 | 543 | 578 | 623 | 663 | 523 | 548 | 573 | 603 | 638 | 683 | 723 | <ul style="list-style-type: none"> Integrated pull handle Arms coordinate with the frame color | <table border="1"> <thead> <tr><th>WIDTH</th><td>19.0</td><td>22.5</td></tr> <tr><th>DEPTH</th><td>23.5</td><td>23.5</td></tr> <tr><th>HEIGHT</th><td>34.0</td><td>34.0</td></tr> <tr><th>SEAT WIDTH</th><td>18.5</td><td>18.5</td></tr> <tr><th>SEAT DEPTH</th><td>17.0</td><td>17.0</td></tr> <tr><th>SEAT HEIGHT</th><td>18.5</td><td>18.5</td></tr> <tr><th>BACK WIDTH</th><td>19.5</td><td>19.5</td></tr> <tr><th>BACK HEIGHT</th><td>16.0</td><td>16.0</td></tr> <tr><th>COM</th><td>0.9 YD</td><td>0.9 YD</td></tr> <tr><th>COL</th><td>11 SQ FT</td><td>11 SQ FT</td></tr> <tr><th>WEIGHT</th><td>15.5 LB</td><td>17.5 LB</td></tr> </thead></table> | WIDTH | 19.0 | 22.5 | DEPTH | 23.5 | 23.5 | HEIGHT | 34.0 | 34.0 | SEAT WIDTH | 18.5 | 18.5 | SEAT DEPTH | 17.0 | 17.0 | SEAT HEIGHT | 18.5 | 18.5 | BACK WIDTH | 19.5 | 19.5 | BACK HEIGHT | 16.0 | 16.0 | COM | 0.9 YD | 0.9 YD | COL | 11 SQ FT | 11 SQ FT | WEIGHT | 15.5 LB | 17.5 LB | <p>BLACK PBK DOVE GRAY PDG</p> | | | | | | | | | | | | | | | | | | | | | | | | | |
| | | A | B/COM | C | D | E | F | G | | | | | | | | | | | | | | | | | | | | | | | | | | | | | | | | | | | | | | | | | | | | | | | | | | | | | | | | | | | | | | | | | | | | | | | | | | | | | |
| 463 | 488 | 513 | 543 | 578 | 623 | 663 | | | | | | | | | | | | | | | | | | | | | | | | | | | | | | | | | | | | | | | | | | | | | | | | | | | | | | | | | | | | | | | | | | | | | | | | | | | | | | | |
| 523 | 548 | 573 | 603 | 638 | 683 | 723 | | | | | | | | | | | | | | | | | | | | | | | | | | | | | | | | | | | | | | | | | | | | | | | | | | | | | | | | | | | | | | | | | | | | | | | | | | | | | | | |
| WIDTH | 19.0 | 22.5 | | | | | | | | | | | | | | | | | | | | | | | | | | | | | | | | | | | | | | | | | | | | | | | | | | | | | | | | | | | | | | | | | | | | | | | | | | | | | | | | | | | |
| DEPTH | 23.5 | 23.5 | | | | | | | | | | | | | | | | | | | | | | | | | | | | | | | | | | | | | | | | | | | | | | | | | | | | | | | | | | | | | | | | | | | | | | | | | | | | | | | | | | | |
| HEIGHT | 34.0 | 34.0 | | | | | | | | | | | | | | | | | | | | | | | | | | | | | | | | | | | | | | | | | | | | | | | | | | | | | | | | | | | | | | | | | | | | | | | | | | | | | | | | | | | |
| SEAT WIDTH | 18.5 | 18.5 | | | | | | | | | | | | | | | | | | | | | | | | | | | | | | | | | | | | | | | | | | | | | | | | | | | | | | | | | | | | | | | | | | | | | | | | | | | | | | | | | | | |
| SEAT DEPTH | 17.0 | 17.0 | | | | | | | | | | | | | | | | | | | | | | | | | | | | | | | | | | | | | | | | | | | | | | | | | | | | | | | | | | | | | | | | | | | | | | | | | | | | | | | | | | | |
| SEAT HEIGHT | 18.5 | 18.5 | | | | | | | | | | | | | | | | | | | | | | | | | | | | | | | | | | | | | | | | | | | | | | | | | | | | | | | | | | | | | | | | | | | | | | | | | | | | | | | | | | | |
| BACK WIDTH | 19.5 | 19.5 | | | | | | | | | | | | | | | | | | | | | | | | | | | | | | | | | | | | | | | | | | | | | | | | | | | | | | | | | | | | | | | | | | | | | | | | | | | | | | | | | | | |
| BACK HEIGHT | 16.0 | 16.0 | | | | | | | | | | | | | | | | | | | | | | | | | | | | | | | | | | | | | | | | | | | | | | | | | | | | | | | | | | | | | | | | | | | | | | | | | | | | | | | | | | | |
| COM | 0.9 YD | 0.9 YD | | | | | | | | | | | | | | | | | | | | | | | | | | | | | | | | | | | | | | | | | | | | | | | | | | | | | | | | | | | | | | | | | | | | | | | | | | | | | | | | | | | |
| COL | 11 SQ FT | 11 SQ FT | | | | | | | | | | | | | | | | | | | | | | | | | | | | | | | | | | | | | | | | | | | | | | | | | | | | | | | | | | | | | | | | | | | | | | | | | | | | | | | | | | | |
| WEIGHT | 15.5 LB | 17.5 LB | | | | | | | | | | | | | | | | | | | | | | | | | | | | | | | | | | | | | | | | | | | | | | | | | | | | | | | | | | | | | | | | | | | | | | | | | | | | | | | | | | | |
| 3461 GT | MESH BACK GUEST WITH CASTERS | A00 | <table border="1"> <thead> <tr><th>A</th><th>B/COM</th><th>C</th><th>D</th><th>E</th><th>F</th><th>G</th></tr> </thead> <tbody> <tr><td>463</td><td>488</td><td>513</td><td>543</td><td>578</td><td>623</td><td>663</td></tr> <tr><td>523</td><td>548</td><td>573</td><td>603</td><td>638</td><td>683</td><td>723</td></tr> </tbody> </table> | A | B/COM | C | D | E | F | G | 463 | 488 | 513 | 543 | 578 | 623 | 663 | 523 | 548 | 573 | 603 | 638 | 683 | 723 | <ul style="list-style-type: none"> Integrated pull handle Arms coordinate with the frame color | <table border="1"> <thead> <tr><th>WIDTH</th><td>19.0</td><td>22.5</td></tr> <tr><th>DEPTH</th><td>23.5</td><td>23.5</td></tr> <tr><th>HEIGHT</th><td>34.0</td><td>34.0</td></tr> <tr><th>SEAT WIDTH</th><td>18.5</td><td>18.5</td></tr> <tr><th>SEAT DEPTH</th><td>17.0</td><td>17.0</td></tr> <tr><th>SEAT HEIGHT</th><td>18.5</td><td>18.5</td></tr> <tr><th>BACK WIDTH</th><td>19.5</td><td>19.5</td></tr> <tr><th>BACK HEIGHT</th><td>16.0</td><td>16.0</td></tr> <tr><th>COM</th><td>0.9 YD</td><td>0.9 YD</td></tr> <tr><th>COL</th><td>11 SQ FT</td><td>11 SQ FT</td></tr> <tr><th>WEIGHT</th><td>15.5 LB</td><td>17.5 LB</td></tr> </thead></table> | WIDTH | 19.0 | 22.5 | DEPTH | 23.5 | 23.5 | HEIGHT | 34.0 | 34.0 | SEAT WIDTH | 18.5 | 18.5 | SEAT DEPTH | 17.0 | 17.0 | SEAT HEIGHT | 18.5 | 18.5 | BACK WIDTH | 19.5 | 19.5 | BACK HEIGHT | 16.0 | 16.0 | COM | 0.9 YD | 0.9 YD | COL | 11 SQ FT | 11 SQ FT | WEIGHT | 15.5 LB | 17.5 LB | <table border="1"> <thead> <tr><th>M2</th><th>BLACK M21</th><th>GRAY M22</th><th>WHITE M23</th><th>GREEN M24</th></tr> </thead> <tbody> <tr><td>M2</td><td>RED M25</td><td>BLUE M26</td><td>ORANGE M27</td><td>AQUA M28</td></tr> </tbody> </table> | M2 | BLACK M21 | GRAY M22 | WHITE M23 | GREEN M24 | M2 | RED M25 | BLUE M26 | ORANGE M27 | AQUA M28 | <table border="1"> <thead> <tr><th>M4</th><th>LATTE M40</th><th>CLOUD M41</th><th>LEMON M42</th><th>APPLE M43</th><th>TANGERINE M44</th><th>CRIMSON M46</th></tr> </thead> <tbody> <tr><td>M4</td><td>LAGOON M47</td><td>ONYX M48</td><td>DOVE M49</td><td>AZURE M50</td><td>FEDERAL BLUE M51</td><td>WHITE WHISPER M52</td></tr> </tbody> </table> | M4 | LATTE M40 | CLOUD M41 | LEMON M42 | APPLE M43 | TANGERINE M44 | CRIMSON M46 | M4 | LAGOON M47 | ONYX M48 | DOVE M49 | AZURE M50 | FEDERAL BLUE M51 | WHITE WHISPER M52 |
| | | A | B/COM | C | D | E | F | G | | | | | | | | | | | | | | | | | | | | | | | | | | | | | | | | | | | | | | | | | | | | | | | | | | | | | | | | | | | | | | | | | | | | | | | | | | | | | |
| 463 | 488 | 513 | 543 | 578 | 623 | 663 | | | | | | | | | | | | | | | | | | | | | | | | | | | | | | | | | | | | | | | | | | | | | | | | | | | | | | | | | | | | | | | | | | | | | | | | | | | | | | | |
| 523 | 548 | 573 | 603 | 638 | 683 | 723 | | | | | | | | | | | | | | | | | | | | | | | | | | | | | | | | | | | | | | | | | | | | | | | | | | | | | | | | | | | | | | | | | | | | | | | | | | | | | | | |
| WIDTH | 19.0 | 22.5 | | | | | | | | | | | | | | | | | | | | | | | | | | | | | | | | | | | | | | | | | | | | | | | | | | | | | | | | | | | | | | | | | | | | | | | | | | | | | | | | | | | |
| DEPTH | 23.5 | 23.5 | | | | | | | | | | | | | | | | | | | | | | | | | | | | | | | | | | | | | | | | | | | | | | | | | | | | | | | | | | | | | | | | | | | | | | | | | | | | | | | | | | | |
| HEIGHT | 34.0 | 34.0 | | | | | | | | | | | | | | | | | | | | | | | | | | | | | | | | | | | | | | | | | | | | | | | | | | | | | | | | | | | | | | | | | | | | | | | | | | | | | | | | | | | |
| SEAT WIDTH | 18.5 | 18.5 | | | | | | | | | | | | | | | | | | | | | | | | | | | | | | | | | | | | | | | | | | | | | | | | | | | | | | | | | | | | | | | | | | | | | | | | | | | | | | | | | | | |
| SEAT DEPTH | 17.0 | 17.0 | | | | | | | | | | | | | | | | | | | | | | | | | | | | | | | | | | | | | | | | | | | | | | | | | | | | | | | | | | | | | | | | | | | | | | | | | | | | | | | | | | | |
| SEAT HEIGHT | 18.5 | 18.5 | | | | | | | | | | | | | | | | | | | | | | | | | | | | | | | | | | | | | | | | | | | | | | | | | | | | | | | | | | | | | | | | | | | | | | | | | | | | | | | | | | | |
| BACK WIDTH | 19.5 | 19.5 | | | | | | | | | | | | | | | | | | | | | | | | | | | | | | | | | | | | | | | | | | | | | | | | | | | | | | | | | | | | | | | | | | | | | | | | | | | | | | | | | | | |
| BACK HEIGHT | 16.0 | 16.0 | | | | | | | | | | | | | | | | | | | | | | | | | | | | | | | | | | | | | | | | | | | | | | | | | | | | | | | | | | | | | | | | | | | | | | | | | | | | | | | | | | | |
| COM | 0.9 YD | 0.9 YD | | | | | | | | | | | | | | | | | | | | | | | | | | | | | | | | | | | | | | | | | | | | | | | | | | | | | | | | | | | | | | | | | | | | | | | | | | | | | | | | | | | |
| COL | 11 SQ FT | 11 SQ FT | | | | | | | | | | | | | | | | | | | | | | | | | | | | | | | | | | | | | | | | | | | | | | | | | | | | | | | | | | | | | | | | | | | | | | | | | | | | | | | | | | | |
| WEIGHT | 15.5 LB | 17.5 LB | | | | | | | | | | | | | | | | | | | | | | | | | | | | | | | | | | | | | | | | | | | | | | | | | | | | | | | | | | | | | | | | | | | | | | | | | | | | | | | | | | | |
| M2 | BLACK M21 | GRAY M22 | WHITE M23 | GREEN M24 | | | | | | | | | | | | | | | | | | | | | | | | | | | | | | | | | | | | | | | | | | | | | | | | | | | | | | | | | | | | | | | | | | | | | | | | | | | | | | | | | |
| M2 | RED M25 | BLUE M26 | ORANGE M27 | AQUA M28 | | | | | | | | | | | | | | | | | | | | | | | | | | | | | | | | | | | | | | | | | | | | | | | | | | | | | | | | | | | | | | | | | | | | | | | | | | | | | | | | | |
| M4 | LATTE M40 | CLOUD M41 | LEMON M42 | APPLE M43 | TANGERINE M44 | CRIMSON M46 | | | | | | | | | | | | | | | | | | | | | | | | | | | | | | | | | | | | | | | | | | | | | | | | | | | | | | | | | | | | | | | | | | | | | | | | | | | | | | | |
| M4 | LAGOON M47 | ONYX M48 | DOVE M49 | AZURE M50 | FEDERAL BLUE M51 | WHITE WHISPER M52 | | | | | | | | | | | | | | | | | | | | | | | | | | | | | | | | | | | | | | | | | | | | | | | | | | | | | | | | | | | | | | | | | | | | | | | | | | | | | | | |