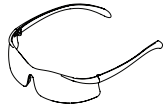
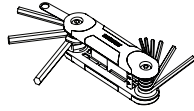


Disassembly and Recycling Instructions

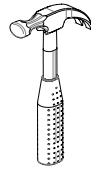
Clary 1510 Upholstered Tools Required:



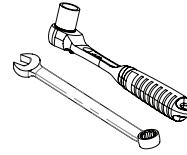
Safety Glasses



Metric Allen
Wrenches



Hammer



Wrenchs/Ratchet

1. Remove Casters/Glides from frame. recycle Casters/Glides
2. Separate the Back from the frame then discard.
3. Separate the Seat from the frame then discard.
4. Face the chair down and use the hammer to remove the arms. Recycle Arms
5. After all parts are removed then recycle the frame.



Back

Plywood, Polyurethane foam



Arms

Polyurethane foam, Steel Rod

Seat

Plywood, Polyurethane foam



Frame

Cold Rolled Steel



Casters, Glides

Polypropylene, Nylon, ABS



= Recyclable Material Content